
Memorandum

The City of Traverse City
Engineering Department



TO: Timothy J. Lodge, P.E., City Engineer
FROM: Abhishek Deora, Seasonal Engineering Aide
DATE: Tuesday, August 30th, 2017
SUBJECT: 24 Hour Speed and Volume of 2nd St between Cedar St and Spruce St

City Engineering performed a 24 hour speed study on 2nd St between Cedar St and Spruce St beginning on Monday, August 28th, 2017 concluded Tuesday, August 29th, 2017. This memo is to formalize City Engineering's initial data observations and findings with to the speed statistics and volume of vehicular traffic on 2nd Street.

The data was gathered using a JAMAR Radar Recorder, this data recorder collects both vehicle speed and volume using radar sensors in both Northbound and Southbound lanes. The raw data compiled and analyzed using TraxPro and reported vehicle speed count for every hour during the study in the increments of 5 miles per hour. The TraxPro software also compiled a report to be sent Traverse City Police Department to evaluate the possible percentage of enforceable violations. This data is organized into a small colored meter where red means there is a high enforcement potential and green equates to a low amount of speed infractions are occurring. For this report, the enforceable minimum speed a vehicle would need to be traveling is 5 miles per hour over the posted speed limit of 25 miles per hour.

During this 24 hour study, 596 vehicles were recorded. The average (mean) speed of the 596 vehicles is 21 miles per hour, with 15.2% of all vehicles traveling at speeds greater than the posted limit of 25 miles per hour. Giving motorist an extra 5 miles per hour over the posted speed limit for enforcement tolerance, the number of vehicles speeding is 1.1%.

Summary (Combined):

- **Mean Speed:** 21 MPH
- **Number of Vehicles above Posted Speed Limit** 15.2%
- **85th Percentile of Speed:** 25 MPH
- **95th Percentile of Speed:** 28 MPH

Enclosed:

Detailed TraxPro Speed Reports (Combined and Directional)
TraxPro Police Enforcement Reports

2nd St
Between Cedar St & Spruce St
Speed

Site Code: 00000001
Station ID:

Latitude: 0' 0.0000 South

A=Eastbound

| Start Time | 1 | 16 | 21 | 26 | 31 | 36 | 41 | 46 | 51 | 56 | 61 | 66 | 71 | 76 | Total | Pace Speed | Number in Pace |
|--------------|----------|----------|-----------|----------|----------|------|------|------|------|------|------|------|------|------|-----------|------------|----------------|
| | 15 | 20 | 25 | 30 | 35 | 40 | 45 | 50 | 55 | 60 | 65 | 70 | 75 | 999 | | | |
| 08/28/17 | * | * | * | * | * | * | * | * | * | * | * | * | * | * | * | * | * |
| 01:00 | * | * | * | * | * | * | * | * | * | * | * | * | * | * | * | * | * |
| 02:00 | * | * | * | * | * | * | * | * | * | * | * | * | * | * | * | * | * |
| 03:00 | * | * | * | * | * | * | * | * | * | * | * | * | * | * | * | * | * |
| 04:00 | * | * | * | * | * | * | * | * | * | * | * | * | * | * | * | * | * |
| 05:00 | * | * | * | * | * | * | * | * | * | * | * | * | * | * | * | * | * |
| 06:00 | * | * | * | * | * | * | * | * | * | * | * | * | * | * | * | * | * |
| 07:00 | * | * | * | * | * | * | * | * | * | * | * | * | * | * | * | * | * |
| 08:00 | * | * | * | * | * | * | * | * | * | * | * | * | * | * | * | * | * |
| 09:00 | * | * | * | * | * | * | * | * | * | * | * | * | * | * | * | * | * |
| 10:00 | * | * | * | * | * | * | * | * | * | * | * | * | * | * | * | * | * |
| 11:00 | * | * | * | * | * | * | * | * | * | * | * | * | * | * | * | * | * |
| 12 PM | * | * | * | * | * | * | * | * | * | * | * | * | * | * | * | * | * |
| 13:00 | * | * | * | * | * | * | * | * | * | * | * | * | * | * | * | * | * |
| 14:00 | * | * | * | * | * | * | * | * | * | * | * | * | * | * | * | * | * |
| 15:00 | * | * | * | * | * | * | * | * | * | * | * | * | * | * | * | * | * |
| 16:00 | 2 | 3 | 12 | 2 | 0 | 0 | 0 | 0 | 0 | 0 | 0 | 0 | 0 | 0 | 19 | 16-25 | 15 |
| 17:00 | 3 | 5 | 9 | 3 | 0 | 0 | 0 | 0 | 0 | 0 | 0 | 0 | 0 | 0 | 20 | 16-25 | 14 |
| 18:00 | 1 | 1 | 13 | 2 | 0 | 0 | 0 | 0 | 0 | 0 | 0 | 0 | 0 | 0 | 17 | 19-28 | 15 |
| 19:00 | 2 | 2 | 3 | 1 | 0 | 0 | 0 | 0 | 0 | 0 | 0 | 0 | 0 | 0 | 8 | 16-25 | 5 |
| 20:00 | 0 | 3 | 2 | 2 | 1 | 0 | 0 | 0 | 0 | 0 | 0 | 0 | 0 | 0 | 8 | 16-25 | 5 |
| 21:00 | 0 | 2 | 3 | 1 | 0 | 0 | 0 | 0 | 0 | 0 | 0 | 0 | 0 | 0 | 6 | 16-25 | 5 |
| 22:00 | 0 | 2 | 1 | 1 | 0 | 0 | 0 | 0 | 0 | 0 | 0 | 0 | 0 | 0 | 4 | 14-23 | 3 |
| 23:00 | 1 | 1 | 0 | 0 | 0 | 0 | 0 | 0 | 0 | 0 | 0 | 0 | 0 | 0 | 2 | 15-24 | 1 |
| Total | 9 | 19 | 43 | 12 | 1 | 0 | 0 | 0 | 0 | 0 | 0 | 0 | 0 | 0 | 84 | | |
| Percent | 10.7% | 22.6% | 51.2% | 14.3% | 1.2% | 0.0% | 0.0% | 0.0% | 0.0% | 0.0% | 0.0% | 0.0% | 0.0% | 0.0% | | | |
| AM Peak Vol. | | | | | | | | | | | | | | | | | |
| PM Peak Vol. | 17:00 | 17:00 | 18:00 | 17:00 | 20:00 | | | | | | | | | | 17:00 | | |
| | 3 | 5 | 13 | 3 | 1 | | | | | | | | | | 20 | | |

2nd St
Between Cedar St & Spruce St
Speed

Site Code: 00000001
Station ID:

Latitude: 0' 0.0000 South

A=Eastbound

| Start Time | 15 | 20 | 25 | 30 | 35 | 40 | 45 | 50 | 55 | 60 | 65 | 70 | 75 | 999 | Total | Pace Speed | Number in Pace |
|------------|-------|-------|-------|-------|-------|------|------|------|------|------|------|------|------|------|-------|------------|----------------|
| 08/29/17 | 0 | 1 | 0 | 0 | 0 | 0 | 0 | 0 | 0 | 0 | 0 | 0 | 0 | 0 | 1 | 9-18 | 1 |
| 01:00 | 0 | 0 | 0 | 0 | 0 | 0 | 0 | 0 | 0 | 0 | 0 | 0 | 0 | 0 | 0 | * | * |
| 02:00 | 1 | 0 | 0 | 0 | 0 | 0 | 0 | 0 | 0 | 0 | 0 | 0 | 0 | 0 | 1 | * | 1 |
| 03:00 | 0 | 0 | 0 | 0 | 0 | 0 | 0 | 0 | 0 | 0 | 0 | 0 | 0 | 0 | 0 | * | * |
| 04:00 | 0 | 0 | 0 | 0 | 0 | 0 | 0 | 0 | 0 | 0 | 0 | 0 | 0 | 0 | 0 | * | * |
| 05:00 | 0 | 0 | 1 | 0 | 0 | 0 | 0 | 0 | 0 | 0 | 0 | 0 | 0 | 0 | 1 | 14-23 | 1 |
| 06:00 | 0 | 1 | 4 | 2 | 0 | 0 | 0 | 0 | 0 | 0 | 0 | 0 | 0 | 0 | 7 | 19-28 | 6 |
| 07:00 | 1 | 4 | 8 | 1 | 1 | 0 | 0 | 0 | 0 | 0 | 0 | 0 | 0 | 0 | 15 | 16-25 | 12 |
| 08:00 | 1 | 5 | 15 | 2 | 0 | 0 | 0 | 0 | 0 | 0 | 0 | 0 | 0 | 0 | 23 | 16-25 | 20 |
| 09:00 | 1 | 6 | 10 | 4 | 0 | 0 | 0 | 0 | 0 | 0 | 0 | 0 | 0 | 0 | 21 | 16-25 | 16 |
| 10:00 | 1 | 4 | 14 | 4 | 0 | 0 | 0 | 0 | 0 | 0 | 0 | 0 | 0 | 0 | 23 | 16-25 | 18 |
| 11:00 | 3 | 7 | 14 | 2 | 0 | 0 | 0 | 0 | 0 | 0 | 0 | 0 | 0 | 0 | 26 | 16-25 | 21 |
| 12 PM | 4 | 8 | 12 | 6 | 1 | 0 | 0 | 0 | 0 | 0 | 0 | 0 | 0 | 0 | 31 | 16-25 | 20 |
| 13:00 | 4 | 7 | 11 | 2 | 0 | 0 | 0 | 0 | 0 | 0 | 0 | 0 | 0 | 0 | 24 | 16-25 | 18 |
| 14:00 | 2 | 4 | 13 | 4 | 0 | 0 | 0 | 0 | 0 | 0 | 0 | 0 | 0 | 0 | 23 | 16-25 | 17 |
| 15:00 | 1 | 6 | 13 | 3 | 1 | 0 | 0 | 0 | 0 | 0 | 0 | 0 | 0 | 0 | 24 | 16-25 | 19 |
| 16:00 | 1 | 1 | 2 | 0 | 0 | 0 | 0 | 0 | 0 | 0 | 0 | 0 | 0 | 0 | 4 | 15-24 | 3 |
| 17:00 | * | * | * | * | * | * | * | * | * | * | * | * | * | * | * | * | * |
| 18:00 | * | * | * | * | * | * | * | * | * | * | * | * | * | * | * | * | * |
| 19:00 | * | * | * | * | * | * | * | * | * | * | * | * | * | * | * | * | * |
| 20:00 | * | * | * | * | * | * | * | * | * | * | * | * | * | * | * | * | * |
| 21:00 | * | * | * | * | * | * | * | * | * | * | * | * | * | * | * | * | * |
| 22:00 | * | * | * | * | * | * | * | * | * | * | * | * | * | * | * | * | * |
| 23:00 | * | * | * | * | * | * | * | * | * | * | * | * | * | * | * | * | * |
| Total | 20 | 54 | 117 | 30 | 3 | 0 | 0 | 0 | 0 | 0 | 0 | 0 | 0 | 0 | 224 | | |
| Percent | 8.9% | 24.1% | 52.2% | 13.4% | 1.3% | 0.0% | 0.0% | 0.0% | 0.0% | 0.0% | 0.0% | 0.0% | 0.0% | 0.0% | | | |
| AM Peak | 11:00 | 11:00 | 08:00 | 09:00 | 07:00 | | | | | | | | | | 11:00 | | |
| Vol. | 3 | 7 | 15 | 4 | 1 | | | | | | | | | | 26 | | |
| PM Peak | 12:00 | 12:00 | 14:00 | 12:00 | 12:00 | | | | | | | | | | 12:00 | | |
| Vol. | 4 | 8 | 13 | 6 | 1 | | | | | | | | | | 31 | | |
| Total | 29 | 73 | 160 | 42 | 4 | 0 | 0 | 0 | 0 | 0 | 0 | 0 | 0 | 0 | 308 | | |
| Percent | 9.4% | 23.7% | 51.9% | 13.6% | 1.3% | 0.0% | 0.0% | 0.0% | 0.0% | 0.0% | 0.0% | 0.0% | 0.0% | 0.0% | | | |

15th Percentile : 16 MPH
50th Percentile : 21 MPH
85th Percentile : 24 MPH
95th Percentile : 28 MPH

Stats
10 MPH Pace Speed : 16-25 MPH
Number in Pace : 233
Percent in Pace : 75.6%
Number of Vehicles > 25 MPH : 46
Percent of Vehicles > 25 MPH : 14.9%
Mean Speed(Average) : 21 MPH

2nd St
Between Cedar St & Spruce St
Speed

Site Code: 00000001
Station ID:

Latitude: 0' 0.0000 South

B=Westbound

| Start Time | 15 | 20 | 25 | 30 | 35 | 40 | 45 | 50 | 55 | 60 | 65 | 70 | 75 | 999 | Total | Pace Speed | Number in Pace |
|--------------|----------|-----------|-----------|----------|----------|------|------|------|------|------|------|------|------|------|-----------|------------|----------------|
| 08/28/17 | * | * | * | * | * | * | * | * | * | * | * | * | * | * | * | * | * |
| 01:00 | * | * | * | * | * | * | * | * | * | * | * | * | * | * | * | * | * |
| 02:00 | * | * | * | * | * | * | * | * | * | * | * | * | * | * | * | * | * |
| 03:00 | * | * | * | * | * | * | * | * | * | * | * | * | * | * | * | * | * |
| 04:00 | * | * | * | * | * | * | * | * | * | * | * | * | * | * | * | * | * |
| 05:00 | * | * | * | * | * | * | * | * | * | * | * | * | * | * | * | * | * |
| 06:00 | * | * | * | * | * | * | * | * | * | * | * | * | * | * | * | * | * |
| 07:00 | * | * | * | * | * | * | * | * | * | * | * | * | * | * | * | * | * |
| 08:00 | * | * | * | * | * | * | * | * | * | * | * | * | * | * | * | * | * |
| 09:00 | * | * | * | * | * | * | * | * | * | * | * | * | * | * | * | * | * |
| 10:00 | * | * | * | * | * | * | * | * | * | * | * | * | * | * | * | * | * |
| 11:00 | * | * | * | * | * | * | * | * | * | * | * | * | * | * | * | * | * |
| 12 PM | * | * | * | * | * | * | * | * | * | * | * | * | * | * | * | * | * |
| 13:00 | * | * | * | * | * | * | * | * | * | * | * | * | * | * | * | * | * |
| 14:00 | * | * | * | * | * | * | * | * | * | * | * | * | * | * | * | * | * |
| 15:00 | * | * | * | * | * | * | * | * | * | * | * | * | * | * | * | * | * |
| 16:00 | 2 | 10 | 10 | 6 | 0 | 0 | 0 | 0 | 0 | 0 | 0 | 0 | 0 | 0 | 28 | 16-25 | 20 |
| 17:00 | 0 | 4 | 9 | 4 | 1 | 0 | 0 | 0 | 0 | 0 | 0 | 0 | 0 | 0 | 18 | 16-25 | 13 |
| 18:00 | 1 | 6 | 5 | 2 | 0 | 0 | 0 | 0 | 0 | 0 | 0 | 0 | 0 | 0 | 14 | 16-25 | 11 |
| 19:00 | 2 | 1 | 7 | 1 | 0 | 0 | 0 | 0 | 0 | 0 | 0 | 0 | 0 | 0 | 11 | 17-26 | 8 |
| 20:00 | 0 | 4 | 2 | 1 | 0 | 0 | 0 | 0 | 0 | 0 | 0 | 0 | 0 | 0 | 7 | 16-25 | 6 |
| 21:00 | 0 | 2 | 6 | 0 | 0 | 0 | 0 | 0 | 0 | 0 | 0 | 0 | 0 | 0 | 8 | 16-25 | 8 |
| 22:00 | 0 | 4 | 1 | 1 | 0 | 0 | 0 | 0 | 0 | 0 | 0 | 0 | 0 | 0 | 6 | 16-25 | 5 |
| 23:00 | 0 | 0 | 0 | 0 | 0 | 0 | 0 | 0 | 0 | 0 | 0 | 0 | 0 | 0 | 0 | * | * |
| Total | 5 | 31 | 40 | 15 | 1 | 0 | 0 | 0 | 0 | 0 | 0 | 0 | 0 | 0 | 92 | | |
| Percent | 5.4% | 33.7% | 43.5% | 16.3% | 1.1% | 0.0% | 0.0% | 0.0% | 0.0% | 0.0% | 0.0% | 0.0% | 0.0% | 0.0% | | | |
| AM Peak Vol. | | | | | | | | | | | | | | | | | |
| PM Peak Vol. | 16:00 | 16:00 | 16:00 | 16:00 | 17:00 | | | | | | | | | | 16:00 | | |
| | 2 | 10 | 10 | 6 | 1 | | | | | | | | | | 28 | | |

2nd St
Between Cedar St & Spruce St
Speed

Site Code: 00000001
Station ID:

Latitude: 0' 0.0000 South

B=Westbound

| Start Time | 15 | 20 | 25 | 30 | 35 | 40 | 45 | 50 | 55 | 60 | 65 | 70 | 75 | 999 | Total | Pace Speed | Number in Pace |
|------------|-------|-------|-------|-------|-------|------|------|------|------|------|------|------|------|------|-------|------------|----------------|
| 08/29/17 | 0 | 0 | 0 | 0 | 0 | 0 | 0 | 0 | 0 | 0 | 0 | 0 | 0 | 0 | 0 | * | * |
| 01:00 | 0 | 0 | 0 | 0 | 0 | 0 | 0 | 0 | 0 | 0 | 0 | 0 | 0 | 0 | 0 | * | * |
| 02:00 | 0 | 0 | 1 | 0 | 0 | 0 | 0 | 0 | 0 | 0 | 0 | 0 | 0 | 0 | 1 | 14-23 | 1 |
| 03:00 | 1 | 0 | 0 | 0 | 0 | 0 | 0 | 0 | 0 | 0 | 0 | 0 | 0 | 0 | 1 | * | 1 |
| 04:00 | 0 | 0 | 0 | 0 | 0 | 0 | 0 | 0 | 0 | 0 | 0 | 0 | 0 | 0 | 0 | * | * |
| 05:00 | 0 | 0 | 0 | 0 | 0 | 0 | 0 | 0 | 0 | 0 | 0 | 0 | 0 | 0 | 0 | * | * |
| 06:00 | 0 | 5 | 0 | 2 | 0 | 0 | 0 | 0 | 0 | 0 | 0 | 0 | 0 | 0 | 7 | 11-20 | 5 |
| 07:00 | 2 | 2 | 4 | 2 | 0 | 0 | 0 | 0 | 0 | 0 | 0 | 0 | 0 | 0 | 10 | 21-30 | 6 |
| 08:00 | 2 | 3 | 8 | 1 | 0 | 0 | 0 | 0 | 0 | 0 | 0 | 0 | 0 | 0 | 14 | 16-25 | 11 |
| 09:00 | 1 | 9 | 11 | 2 | 1 | 0 | 0 | 0 | 0 | 0 | 0 | 0 | 0 | 0 | 24 | 16-25 | 20 |
| 10:00 | 2 | 8 | 11 | 4 | 0 | 0 | 0 | 0 | 0 | 0 | 0 | 0 | 0 | 0 | 25 | 16-25 | 19 |
| 11:00 | 2 | 9 | 9 | 4 | 1 | 0 | 0 | 0 | 0 | 0 | 0 | 0 | 0 | 0 | 25 | 16-25 | 18 |
| 12 PM | 1 | 14 | 16 | 3 | 0 | 0 | 0 | 0 | 0 | 0 | 0 | 0 | 0 | 0 | 34 | 16-25 | 30 |
| 13:00 | 3 | 10 | 14 | 7 | 0 | 0 | 0 | 0 | 0 | 0 | 0 | 0 | 0 | 0 | 34 | 16-25 | 24 |
| 14:00 | 1 | 9 | 8 | 4 | 0 | 0 | 0 | 0 | 0 | 0 | 0 | 0 | 0 | 0 | 22 | 16-25 | 17 |
| 15:00 | 1 | 6 | 11 | 2 | 0 | 0 | 0 | 0 | 0 | 0 | 0 | 0 | 0 | 0 | 20 | 16-25 | 17 |
| 16:00 | 0 | 3 | 5 | 0 | 0 | 0 | 0 | 0 | 0 | 0 | 0 | 0 | 0 | 0 | 8 | 16-25 | 8 |
| 17:00 | * | * | * | * | * | * | * | * | * | * | * | * | * | * | * | * | * |
| 18:00 | * | * | * | * | * | * | * | * | * | * | * | * | * | * | * | * | * |
| 19:00 | * | * | * | * | * | * | * | * | * | * | * | * | * | * | * | * | * |
| 20:00 | * | * | * | * | * | * | * | * | * | * | * | * | * | * | * | * | * |
| 21:00 | * | * | * | * | * | * | * | * | * | * | * | * | * | * | * | * | * |
| 22:00 | * | * | * | * | * | * | * | * | * | * | * | * | * | * | * | * | * |
| 23:00 | * | * | * | * | * | * | * | * | * | * | * | * | * | * | * | * | * |
| Total | 16 | 78 | 98 | 31 | 2 | 0 | 0 | 0 | 0 | 0 | 0 | 0 | 0 | 0 | 225 | | |
| Percent | 7.1% | 34.7% | 43.6% | 13.8% | 0.9% | 0.0% | 0.0% | 0.0% | 0.0% | 0.0% | 0.0% | 0.0% | 0.0% | 0.0% | | | |
| AM Peak | 07:00 | 09:00 | 09:00 | 10:00 | 09:00 | | | | | | | | | | 10:00 | | |
| Vol. | 2 | 9 | 11 | 4 | 1 | | | | | | | | | | 25 | | |
| PM Peak | 13:00 | 12:00 | 12:00 | 13:00 | | | | | | | | | | | 12:00 | | |
| Vol. | 3 | 14 | 16 | 7 | | | | | | | | | | | 34 | | |
| Total | 21 | 109 | 138 | 46 | 3 | 0 | 0 | 0 | 0 | 0 | 0 | 0 | 0 | 0 | 317 | | |
| Percent | 6.6% | 34.4% | 43.5% | 14.5% | 0.9% | 0.0% | 0.0% | 0.0% | 0.0% | 0.0% | 0.0% | 0.0% | 0.0% | 0.0% | | | |

15th Percentile : 16 MPH
50th Percentile : 21 MPH
85th Percentile : 25 MPH
95th Percentile : 28 MPH

Stats
10 MPH Pace Speed : 16-25 MPH
Number in Pace : 247
Percent in Pace : 77.9%
Number of Vehicles > 25 MPH : 49
Percent of Vehicles > 25 MPH : 15.5%
Mean Speed(Average) : 21 MPH

2nd St
Between Cedar St & Spruce St
Speed

Site Code: 00000001
Station ID:

Latitude: 0' 0.0000 South

A=Eastbound, B=Westbound

| Start Time | 1 | 16 | 21 | 26 | 31 | 36 | 41 | 46 | 51 | 56 | 61 | 66 | 71 | 76 | Total | Pace Speed | Number in Pace |
|--------------|----------|-----------|-----------|----------|-------|------|------|------|------|------|------|------|------|------|-----------|------------|----------------|
| 08/28/17 | * | * | * | * | * | * | * | * | * | * | * | * | * | * | * | * | * |
| 01:00 | * | * | * | * | * | * | * | * | * | * | * | * | * | * | * | * | * |
| 02:00 | * | * | * | * | * | * | * | * | * | * | * | * | * | * | * | * | * |
| 03:00 | * | * | * | * | * | * | * | * | * | * | * | * | * | * | * | * | * |
| 04:00 | * | * | * | * | * | * | * | * | * | * | * | * | * | * | * | * | * |
| 05:00 | * | * | * | * | * | * | * | * | * | * | * | * | * | * | * | * | * |
| 06:00 | * | * | * | * | * | * | * | * | * | * | * | * | * | * | * | * | * |
| 07:00 | * | * | * | * | * | * | * | * | * | * | * | * | * | * | * | * | * |
| 08:00 | * | * | * | * | * | * | * | * | * | * | * | * | * | * | * | * | * |
| 09:00 | * | * | * | * | * | * | * | * | * | * | * | * | * | * | * | * | * |
| 10:00 | * | * | * | * | * | * | * | * | * | * | * | * | * | * | * | * | * |
| 11:00 | * | * | * | * | * | * | * | * | * | * | * | * | * | * | * | * | * |
| 12 PM | * | * | * | * | * | * | * | * | * | * | * | * | * | * | * | * | * |
| 13:00 | * | * | * | * | * | * | * | * | * | * | * | * | * | * | * | * | * |
| 14:00 | * | * | * | * | * | * | * | * | * | * | * | * | * | * | * | * | * |
| 15:00 | * | * | * | * | * | * | * | * | * | * | * | * | * | * | * | * | * |
| 16:00 | 4 | 13 | 22 | 8 | 0 | 0 | 0 | 0 | 0 | 0 | 0 | 0 | 0 | 0 | 47 | 16-25 | 35 |
| 17:00 | 3 | 9 | 18 | 7 | 1 | 0 | 0 | 0 | 0 | 0 | 0 | 0 | 0 | 0 | 38 | 16-25 | 27 |
| 18:00 | 2 | 7 | 18 | 4 | 0 | 0 | 0 | 0 | 0 | 0 | 0 | 0 | 0 | 0 | 31 | 16-25 | 25 |
| 19:00 | 4 | 3 | 10 | 2 | 0 | 0 | 0 | 0 | 0 | 0 | 0 | 0 | 0 | 0 | 19 | 16-25 | 13 |
| 20:00 | 0 | 7 | 4 | 3 | 1 | 0 | 0 | 0 | 0 | 0 | 0 | 0 | 0 | 0 | 15 | 16-25 | 11 |
| 21:00 | 0 | 4 | 9 | 1 | 0 | 0 | 0 | 0 | 0 | 0 | 0 | 0 | 0 | 0 | 14 | 16-25 | 13 |
| 22:00 | 0 | 6 | 2 | 2 | 0 | 0 | 0 | 0 | 0 | 0 | 0 | 0 | 0 | 0 | 10 | 16-25 | 8 |
| 23:00 | 1 | 1 | 0 | 0 | 0 | 0 | 0 | 0 | 0 | 0 | 0 | 0 | 0 | 0 | 2 | 15-24 | 1 |
| Total | 14 | 50 | 83 | 27 | 2 | 0 | 0 | 0 | 0 | 0 | 0 | 0 | 0 | 0 | 176 | | |
| Percent | 8.0% | 28.4% | 47.2% | 15.3% | 1.1% | 0.0% | 0.0% | 0.0% | 0.0% | 0.0% | 0.0% | 0.0% | 0.0% | 0.0% | | | |
| AM Peak Vol. | | | | | | | | | | | | | | | | | |
| PM Peak Vol. | 16:00 | 16:00 | 16:00 | 16:00 | 17:00 | | | | | | | | | | 16:00 | | |
| | 4 | 13 | 22 | 8 | 1 | | | | | | | | | | 47 | | |

2nd St
Between Cedar St & Spruce St
Speed

Site Code: 00000001
Station ID:

Latitude: 0' 0.0000 South

A=Eastbound, B=Westbound

| Start Time | 1 | 16 | 21 | 26 | 31 | 36 | 41 | 46 | 51 | 56 | 61 | 66 | 71 | 76 | Total | Pace Speed | Number in Pace |
|------------|-------|-------|-------|-------|-------|------|------|------|------|------|------|------|------|------|-------|------------|----------------|
| 08/29/17 | 0 | 1 | 0 | 0 | 0 | 0 | 0 | 0 | 0 | 0 | 0 | 0 | 0 | 0 | 1 | 9-18 | 1 |
| 01:00 | 0 | 0 | 0 | 0 | 0 | 0 | 0 | 0 | 0 | 0 | 0 | 0 | 0 | 0 | 0 | * | * |
| 02:00 | 1 | 0 | 1 | 0 | 0 | 0 | 0 | 0 | 0 | 0 | 0 | 0 | 0 | 0 | 2 | * | 1 |
| 03:00 | 1 | 0 | 0 | 0 | 0 | 0 | 0 | 0 | 0 | 0 | 0 | 0 | 0 | 0 | 1 | * | 1 |
| 04:00 | 0 | 0 | 0 | 0 | 0 | 0 | 0 | 0 | 0 | 0 | 0 | 0 | 0 | 0 | 0 | * | * |
| 05:00 | 0 | 0 | 1 | 0 | 0 | 0 | 0 | 0 | 0 | 0 | 0 | 0 | 0 | 0 | 1 | 14-23 | 1 |
| 06:00 | 0 | 6 | 4 | 4 | 0 | 0 | 0 | 0 | 0 | 0 | 0 | 0 | 0 | 0 | 14 | 16-25 | 10 |
| 07:00 | 3 | 6 | 12 | 3 | 1 | 0 | 0 | 0 | 0 | 0 | 0 | 0 | 0 | 0 | 25 | 16-25 | 18 |
| 08:00 | 3 | 8 | 23 | 3 | 0 | 0 | 0 | 0 | 0 | 0 | 0 | 0 | 0 | 0 | 37 | 16-25 | 31 |
| 09:00 | 2 | 15 | 21 | 6 | 1 | 0 | 0 | 0 | 0 | 0 | 0 | 0 | 0 | 0 | 45 | 16-25 | 36 |
| 10:00 | 3 | 12 | 25 | 8 | 0 | 0 | 0 | 0 | 0 | 0 | 0 | 0 | 0 | 0 | 48 | 16-25 | 37 |
| 11:00 | 5 | 16 | 23 | 6 | 1 | 0 | 0 | 0 | 0 | 0 | 0 | 0 | 0 | 0 | 51 | 16-25 | 39 |
| 12 PM | 5 | 22 | 28 | 9 | 1 | 0 | 0 | 0 | 0 | 0 | 0 | 0 | 0 | 0 | 65 | 16-25 | 50 |
| 13:00 | 7 | 17 | 25 | 9 | 0 | 0 | 0 | 0 | 0 | 0 | 0 | 0 | 0 | 0 | 58 | 16-25 | 42 |
| 14:00 | 3 | 13 | 21 | 8 | 0 | 0 | 0 | 0 | 0 | 0 | 0 | 0 | 0 | 0 | 45 | 16-25 | 34 |
| 15:00 | 2 | 12 | 24 | 5 | 1 | 0 | 0 | 0 | 0 | 0 | 0 | 0 | 0 | 0 | 44 | 16-25 | 36 |
| 16:00 | 1 | 4 | 7 | 0 | 0 | 0 | 0 | 0 | 0 | 0 | 0 | 0 | 0 | 0 | 12 | 16-25 | 11 |
| 17:00 | * | * | * | * | * | * | * | * | * | * | * | * | * | * | * | * | * |
| 18:00 | * | * | * | * | * | * | * | * | * | * | * | * | * | * | * | * | * |
| 19:00 | * | * | * | * | * | * | * | * | * | * | * | * | * | * | * | * | * |
| 20:00 | * | * | * | * | * | * | * | * | * | * | * | * | * | * | * | * | * |
| 21:00 | * | * | * | * | * | * | * | * | * | * | * | * | * | * | * | * | * |
| 22:00 | * | * | * | * | * | * | * | * | * | * | * | * | * | * | * | * | * |
| 23:00 | * | * | * | * | * | * | * | * | * | * | * | * | * | * | * | * | * |
| Total | 36 | 132 | 215 | 61 | 5 | 0 | 0 | 0 | 0 | 0 | 0 | 0 | 0 | 0 | 449 | | |
| Percent | 8.0% | 29.4% | 47.9% | 13.6% | 1.1% | 0.0% | 0.0% | 0.0% | 0.0% | 0.0% | 0.0% | 0.0% | 0.0% | 0.0% | | | |
| AM Peak | 11:00 | 11:00 | 10:00 | 10:00 | 07:00 | | | | | | | | | | | 11:00 | |
| Vol. | 5 | 16 | 25 | 8 | 1 | | | | | | | | | | | 51 | |
| PM Peak | 13:00 | 12:00 | 12:00 | 12:00 | 12:00 | | | | | | | | | | | 12:00 | |
| Vol. | 7 | 22 | 28 | 9 | 1 | | | | | | | | | | | 65 | |
| Total | 50 | 182 | 298 | 88 | 7 | 0 | 0 | 0 | 0 | 0 | 0 | 0 | 0 | 0 | 625 | | |
| Percent | 8.0% | 29.1% | 47.7% | 14.1% | 1.1% | 0.0% | 0.0% | 0.0% | 0.0% | 0.0% | 0.0% | 0.0% | 0.0% | 0.0% | | | |

15th Percentile : 16 MPH
50th Percentile : 21 MPH
85th Percentile : 25 MPH
95th Percentile : 28 MPH

Stats
10 MPH Pace Speed : 16-25 MPH
Number in Pace : 480
Percent in Pace : 76.8%
Number of Vehicles > 25 MPH : 95
Percent of Vehicles > 25 MPH : 15.2%
Mean Speed(Average) : 21 MPH

2nd St
Between Cedar St & Spruce St
Speed

Site Code: 0000001
Station ID:

Latitude: 0' 0.0000 South

| Start Time | 28-Aug-17 Mon | 29-Aug-17 Tue | 30-Aug-17 Wed | 31-Aug-17 Thu | 01-Sep-17 Fri | Weekday Average | 02-Sep-17 Sat | 03-Sep-17 Sun |
|------------|------------------|------------------|------------------|------------------|------------------|--------------------|------------------|------------------|
| 12:00 AM | * | 1 | * | * | * | 1 | * | * |
| 01:00 | * | 0 | * | * | * | 0 | * | * |
| 02:00 | * | 2 | * | * | * | 2 | * | * |
| 03:00 | * | 1 | * | * | * | 1 | * | * |
| 04:00 | * | 0 | * | * | * | 0 | * | * |
| 05:00 | * | 1 | * | * | * | 1 | * | * |
| 06:00 | * | 14 | * | * | * | 14 | * | * |
| 07:00 | * | 25 | * | * | * | 25 | * | * |
| 08:00 | * | 37 | * | * | * | 37 | * | * |
| 09:00 | * | 45 | * | * | * | 45 | * | * |
| 10:00 | * | 48 | * | * | * | 48 | * | * |
| 11:00 | * | 51 | * | * | * | 51 | * | * |
| 12:00 PM | * | 65 | * | * | * | 65 | * | * |
| 01:00 | * | 58 | * | * | * | 58 | * | * |
| 02:00 | * | 45 | * | * | * | 45 | * | * |
| 03:00 | * | 44 | * | * | * | 44 | * | * |
| 04:00 | 47 | 12 | * | * | * | 30 | * | * |
| 05:00 | 38 | * | * | * | * | 38 | * | * |
| 06:00 | 31 | * | * | * | * | 31 | * | * |
| 07:00 | 19 | * | * | * | * | 19 | * | * |
| 08:00 | 15 | * | * | * | * | 15 | * | * |
| 09:00 | 14 | * | * | * | * | 14 | * | * |
| 10:00 | 10 | * | * | * | * | 10 | * | * |
| 11:00 | 2 | * | * | * | * | 2 | * | * |
| Total | 176 | 449 | 0 | 0 | 0 | | 0 | 0 |
| Percentage | 29.5% | 75.3% | 0.0% | 0.0% | 0.0% | | 0.0% | 0.0% |
| AM Peak | - | 11:00 | - | - | - | - | - | - |
| Vol. | - | 51 | - | - | - | - | - | - |
| PM Peak | 16:00 | 12:00 | - | - | - | - | - | - |
| Vol. | 47 | 65 | - | - | - | - | - | - |
| Total | | 449 | 0 | | | | | |

Speed Enforcement Evaluator

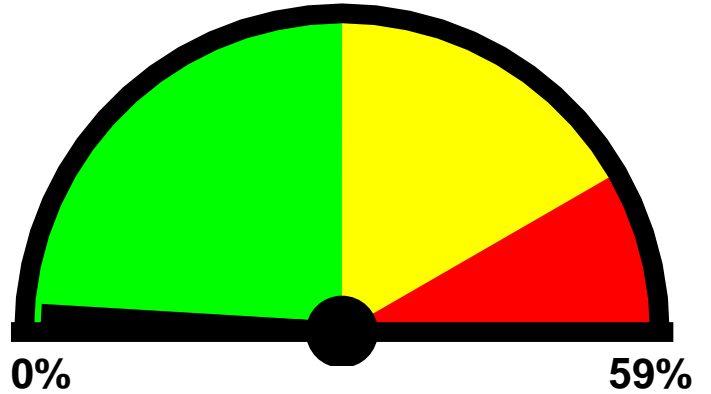
Location:
2nd St

Total Percentage of Enforceable Violations

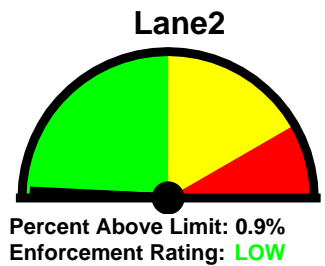
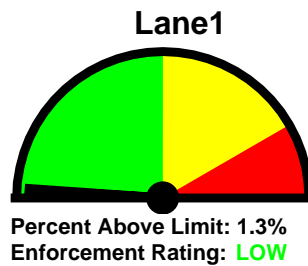
Closest Cross Street:
Cedar St & Spruce St

Analysis Dates:
Monday, August 28, 2017
Tuesday, August 29, 2017

Equipment Used:



Posted Speed Limit: 25 MPH
Enforcement Tolerance: 5 MPH
Enforcement Limit: 31 MPH & Up
Percentage Above Limit: 1.1%
Enforcement Rating: **LOW**



Combined

| | | | | | | | | | | | | | |
|-----|------|-------|-------|-------|-------|-------|-------|-------|-------|-------|-------|-------|-----|
| 1-5 | 6-10 | 11-15 | 16-20 | 21-25 | 26-30 | 31-35 | 36-40 | 41-45 | 46-50 | 51-55 | 56-60 | 61-65 | >65 |
| 0 | 4 | 46 | 182 | 298 | 88 | 7 | 0 | 0 | 0 | 0 | 0 | 0 | 0 |

85 percentile = 25

Lane1

| | | | | | | | | | | | | | |
|-----|------|-------|-------|-------|-------|-------|-------|-------|-------|-------|-------|-------|-----|
| 1-5 | 6-10 | 11-15 | 16-20 | 21-25 | 26-30 | 31-35 | 36-40 | 41-45 | 46-50 | 51-55 | 56-60 | 61-65 | >65 |
| 0 | 3 | 26 | 73 | 160 | 42 | 4 | 0 | 0 | 0 | 0 | 0 | 0 | 0 |

85 percentile = 25

Lane2

| | | | | | | | | | | | | | |
|-----|------|-------|-------|-------|-------|-------|-------|-------|-------|-------|-------|-------|-----|
| 1-5 | 6-10 | 11-15 | 16-20 | 21-25 | 26-30 | 31-35 | 36-40 | 41-45 | 46-50 | 51-55 | 56-60 | 61-65 | >65 |
| 0 | 1 | 20 | 109 | 138 | 46 | 3 | 0 | 0 | 0 | 0 | 0 | 0 | 0 |

85 percentile = 25

