

---

# Memorandum

The City of Traverse City  
Engineering Department



---

TO: Timothy J. Lodge, P.E., City Engineer  
FROM: Abhishek Deora, Seasonal Engineering Aide  
DATE: Thursday, August 3rd, 2017  
SUBJECT: 24 Hour Speed and Volume of Boughey St between West Lane and East Lane

City Engineering performed a 24 hour speed study on Boughey St between West Lane and East Lane beginning on Wednesday, August 3rd, 2017 concluded Thursday, August 4th, 2017. This memo is to formalize City Engineering's initial data observations and findings with to the speed statistics and volume of vehicular traffic on Boughey St.

The data was gathered using a JAMAR Radar Recorder, this data recorder collects both vehicle speed and volume using radar sensors in both Northbound and Southbound lanes. The raw data compiled and analyzed using TraxPro and reported vehicle speed count for every hour during the study in the increments of 5 miles per hour. The TraxPro software also compiled a report to be sent Traverse City Police Department to evaluate the possible percentage of enforceable violations. This data is organized into a small colored meter where red means there is a high enforcement potential and green equates to a low amount of speed infractions are occurring. For this report, the enforceable minimum speed a vehicle would need to be traveling is 5 miles per hour over the posted speed limit of 25 miles per hour.

During this 24 hour study, 489 vehicles were recorded. The average (mean) speed of the 489 vehicles is 27 miles per hour, with 67.2% of all vehicles traveling at speeds greater than the posted limit of 25 miles per hour. Giving motorist an extra 5 miles per hour over the posted speed limit for enforcement tolerance, the number of vehicles speeding is 29.8%.

## Summary (Combined):

- **Mean Speed:** 27 MPH
- **Number of Vehicles above Posted Speed Limit** 67.2%
- **85<sup>th</sup> Percentile of Speed:** 33 MPH
- **95<sup>th</sup> Percentile of Speed:** 35 MPH

## Enclosed:

Detailed TraxPro Speed Reports (Combined and Directional)  
TraxPro Police Enforcement Reports

Boughey St  
Btw West Lane and East Lane  
Speed

Site Code: 00000001  
Station ID:

Latitude: 0' 0.0000 South

A=Westbound

Start Time	1 15	16 20	21 25	26 30	31 35	36 40	41 45	46 50	51 55	56 60	61 65	66 70	71 75	76 999	Total	Pace Speed	Number in Pace
08/02/17	*	*	*	*	*	*	*	*	*	*	*	*	*	*	*	*	*
01:00	*	*	*	*	*	*	*	*	*	*	*	*	*	*	*	*	*
02:00	*	*	*	*	*	*	*	*	*	*	*	*	*	*	*	*	*
03:00	*	*	*	*	*	*	*	*	*	*	*	*	*	*	*	*	*
04:00	*	*	*	*	*	*	*	*	*	*	*	*	*	*	*	*	*
05:00	*	*	*	*	*	*	*	*	*	*	*	*	*	*	*	*	*
06:00	*	*	*	*	*	*	*	*	*	*	*	*	*	*	*	*	*
07:00	*	*	*	*	*	*	*	*	*	*	*	*	*	*	*	*	*
08:00	*	*	*	*	*	*	*	*	*	*	*	*	*	*	*	*	*
09:00	*	*	*	*	*	*	*	*	*	*	*	*	*	*	*	*	*
10:00	*	*	*	*	*	*	*	*	*	*	*	*	*	*	*	*	*
11:00	*	*	*	*	*	*	*	*	*	*	*	*	*	*	*	*	*
12 PM	*	*	*	*	*	*	*	*	*	*	*	*	*	*	*	*	*
13:00	*	*	*	*	*	*	*	*	*	*	*	*	*	*	*	*	*
14:00	<b>2</b>	2	3	8	4	1	0	0	0	0	0	0	0	0	20	24-33	12
15:00	0	3	1	<b>14</b>	<b>9</b>	1	0	0	0	0	0	0	0	0	28	26-35	23
16:00	2	2	<b>7</b>	11	8	<b>2</b>	0	0	0	0	0	0	0	0	<b>32</b>	24-33	19
17:00	1	<b>4</b>	4	10	7	0	0	0	0	0	0	0	0	0	26	26-35	17
18:00	1	2	3	11	5	0	0	0	0	0	0	0	0	0	22	25-34	16
19:00	0	0	4	5	4	1	0	0	0	0	0	0	0	0	14	26-35	9
20:00	1	2	1	8	4	1	0	0	0	0	0	0	0	0	17	26-35	12
21:00	2	2	3	9	5	0	0	0	0	0	0	0	0	0	21	25-34	14
22:00	0	0	2	5	0	0	0	0	0	0	0	0	0	0	7	21-30	7
23:00	0	1	0	2	0	0	0	0	0	0	0	0	0	0	3	19-28	2
Total	9	18	28	83	46	6	0	0	0	0	0	0	0	0	190		
Percent	4.7%	9.5%	14.7%	43.7%	24.2%	3.2%	0.0%	0.0%	0.0%	0.0%	0.0%	0.0%	0.0%	0.0%			
AM Peak Vol.																	
PM Peak Vol.	14:00 2	17:00 4	16:00 7	15:00 14	15:00 9	16:00 2									16:00 32		

Boughey St  
Btw West Lane and East Lane  
Speed

Site Code: 00000001  
Station ID:

Latitude: 0' 0.0000 South

A=Westbound

Start Time	15	20	25	30	35	40	45	50	55	60	65	70	75	999	Total	Pace Speed	Number in Pace
08/03/17	0	0	0	1	0	0	0	0	0	0	0	0	0	0	1	19-28	1
01:00	0	0	0	0	0	0	0	0	0	0	0	0	0	0	0	*	*
02:00	0	0	1	0	0	0	0	0	0	0	0	0	0	0	1	14-23	1
03:00	0	0	0	0	0	0	0	0	0	0	0	0	0	0	0	*	*
04:00	0	0	0	0	1	0	0	0	0	0	0	0	0	0	1	24-33	1
05:00	1	0	0	1	1	0	0	0	0	0	0	0	0	0	3	24-33	2
06:00	0	0	2	0	0	0	0	0	0	0	0	0	0	0	2	15-24	2
07:00	0	0	1	2	3	1	0	0	0	0	0	0	0	0	7	26-35	5
08:00	1	0	7	5	1	0	0	0	0	0	0	0	0	0	14	21-30	12
09:00	0	0	2	2	3	1	0	0	0	0	0	0	0	0	8	26-35	5
10:00	1	3	5	7	2	1	0	0	0	0	0	0	0	0	19	21-30	12
11:00	0	2	5	6	7	1	0	0	0	0	0	0	0	0	21	25-34	13
12 PM	2	3	3	5	8	2	0	0	0	0	0	0	0	0	23	26-35	13
13:00	4	3	7	10	3	1	0	0	0	0	0	0	0	0	28	21-30	17
14:00	1	0	4	13	4	3	0	0	0	0	0	0	0	0	25	21-30	17
15:00	1	0	1	0	0	0	0	0	0	0	0	0	0	0	2	*	1
16:00	*	*	*	*	*	*	*	*	*	*	*	*	*	*	*	*	*
17:00	*	*	*	*	*	*	*	*	*	*	*	*	*	*	*	*	*
18:00	*	*	*	*	*	*	*	*	*	*	*	*	*	*	*	*	*
19:00	*	*	*	*	*	*	*	*	*	*	*	*	*	*	*	*	*
20:00	*	*	*	*	*	*	*	*	*	*	*	*	*	*	*	*	*
21:00	*	*	*	*	*	*	*	*	*	*	*	*	*	*	*	*	*
22:00	*	*	*	*	*	*	*	*	*	*	*	*	*	*	*	*	*
23:00	*	*	*	*	*	*	*	*	*	*	*	*	*	*	*	*	*
Total	11	11	38	52	33	10	0	0	0	0	0	0	0	0	155		
Percent	7.1%	7.1%	24.5%	33.5%	21.3%	6.5%	0.0%	0.0%	0.0%	0.0%	0.0%	0.0%	0.0%	0.0%			
AM Peak	05:00	10:00	08:00	10:00	11:00	07:00									11:00		
Vol.	1	3	7	7	7	1									21		
PM Peak	13:00	12:00	13:00	14:00	12:00	14:00									13:00		
Vol.	4	3	7	13	8	3									28		
Total	20	29	66	135	79	16	0	0	0	0	0	0	0	0	345		
Percent	5.8%	8.4%	19.1%	39.1%	22.9%	4.6%	0.0%	0.0%	0.0%	0.0%	0.0%	0.0%	0.0%	0.0%			

15th Percentile : 20 MPH  
50th Percentile : 27 MPH  
85th Percentile : 32 MPH  
95th Percentile : 34 MPH

Stats  
10 MPH Pace Speed : 26-35 MPH  
Number in Pace : 214  
Percent in Pace : 62.0%  
Number of Vehicles > 25 MPH : 230  
Percent of Vehicles > 25 MPH : 66.7%  
Mean Speed(Average) : 27 MPH

Bouhey St  
Btw West Lane and East Lane  
Speed

Site Code: 00000001  
Station ID:

Latitude: 0' 0.0000 South

B=Eastbound

Start Time	1 15	16 20	21 25	26 30	31 35	36 40	41 45	46 50	51 55	56 60	61 65	66 70	71 75	76 999	Total	Pace Speed	Number in Pace
08/02/17	*	*	*	*	*	*	*	*	*	*	*	*	*	*	*	*	*
01:00	*	*	*	*	*	*	*	*	*	*	*	*	*	*	*	*	*
02:00	*	*	*	*	*	*	*	*	*	*	*	*	*	*	*	*	*
03:00	*	*	*	*	*	*	*	*	*	*	*	*	*	*	*	*	*
04:00	*	*	*	*	*	*	*	*	*	*	*	*	*	*	*	*	*
05:00	*	*	*	*	*	*	*	*	*	*	*	*	*	*	*	*	*
06:00	*	*	*	*	*	*	*	*	*	*	*	*	*	*	*	*	*
07:00	*	*	*	*	*	*	*	*	*	*	*	*	*	*	*	*	*
08:00	*	*	*	*	*	*	*	*	*	*	*	*	*	*	*	*	*
09:00	*	*	*	*	*	*	*	*	*	*	*	*	*	*	*	*	*
10:00	*	*	*	*	*	*	*	*	*	*	*	*	*	*	*	*	*
11:00	*	*	*	*	*	*	*	*	*	*	*	*	*	*	*	*	*
12 PM	*	*	*	*	*	*	*	*	*	*	*	*	*	*	*	*	*
13:00	*	*	*	*	*	*	*	*	*	*	*	*	*	*	*	*	*
14:00	1	1	2	5	6	1	0	0	0	0	0	0	0	0	16	26-35	11
15:00	3	0	4	5	2	2	0	0	0	0	0	0	0	0	16	21-30	9
16:00	2	1	2	5	1	1	0	0	0	0	0	0	0	0	12	21-30	7
17:00	0	0	3	7	1	0	0	0	0	0	0	0	0	0	11	21-30	10
18:00	0	1	1	4	3	1	0	0	0	0	0	0	0	0	10	25-34	7
19:00	0	1	4	5	3	2	0	0	0	0	0	0	0	0	15	21-30	9
20:00	1	2	3	1	1	0	0	0	0	0	0	0	0	0	8	16-25	5
21:00	0	0	1	2	1	0	0	0	0	0	0	0	0	0	4	20-29	3
22:00	0	1	1	1	0	0	0	0	0	0	0	0	0	0	3	14-23	2
23:00	0	0	1	0	0	0	0	0	0	0	0	0	0	0	1	14-23	1
Total	7	7	22	35	18	7	0	0	0	0	0	0	0	0	96		
Percent	7.3%	7.3%	22.9%	36.5%	18.8%	7.3%	0.0%	0.0%	0.0%	0.0%	0.0%	0.0%	0.0%	0.0%			
AM Peak Vol.																	
PM Peak Vol.	15:00 3	20:00 2	15:00 4	17:00 7	14:00 6	15:00 2									14:00 16		

Boughey St  
Btw West Lane and East Lane  
Speed

Site Code: 00000001  
Station ID:

Latitude: 0' 0.0000 South

B=Eastbound

Start Time	15	20	25	30	35	40	45	50	55	60	65	70	75	999	Total	Pace Speed	Number in Pace
08/03/17	0	0	0	0	0	0	0	0	0	0	0	0	0	0	0	*	*
01:00	0	0	0	0	0	0	0	0	0	0	0	0	0	0	0	*	*
02:00	0	0	0	1	0	0	0	0	0	0	0	0	0	0	1	19-28	1
03:00	0	0	0	0	0	0	0	0	0	0	0	0	0	0	0	*	*
04:00	0	0	1	0	0	0	0	0	0	0	0	0	0	0	1	14-23	1
05:00	0	0	1	0	0	0	0	0	0	0	0	0	0	0	1	14-23	1
06:00	0	1	0	2	2	0	0	0	0	0	0	0	0	0	5	25-34	4
07:00	0	1	3	2	3	0	1	0	0	0	0	0	0	0	10	23-32	5
08:00	1	0	2	4	7	2	0	0	0	0	0	0	0	0	16	26-35	11
09:00	0	0	1	5	2	0	0	0	0	0	0	0	0	0	8	26-35	7
10:00	1	1	4	5	1	0	0	0	0	0	0	0	0	0	12	21-30	9
11:00	0	1	1	6	2	3	0	0	0	0	0	0	0	0	13	24-33	8
12 PM	0	0	1	5	7	1	1	0	0	0	0	0	0	0	15	26-35	12
13:00	0	1	2	5	1	1	0	0	0	0	0	0	0	0	10	21-30	7
14:00	0	1	5	5	5	1	0	0	0	0	0	0	0	0	17	21-30	10
15:00	0	1	0	0	0	0	0	0	0	0	0	0	0	0	1	9-18	1
16:00	*	*	*	*	*	*	*	*	*	*	*	*	*	*	*	*	*
17:00	*	*	*	*	*	*	*	*	*	*	*	*	*	*	*	*	*
18:00	*	*	*	*	*	*	*	*	*	*	*	*	*	*	*	*	*
19:00	*	*	*	*	*	*	*	*	*	*	*	*	*	*	*	*	*
20:00	*	*	*	*	*	*	*	*	*	*	*	*	*	*	*	*	*
21:00	*	*	*	*	*	*	*	*	*	*	*	*	*	*	*	*	*
22:00	*	*	*	*	*	*	*	*	*	*	*	*	*	*	*	*	*
23:00	*	*	*	*	*	*	*	*	*	*	*	*	*	*	*	*	*
Total	2	7	21	40	30	8	2	0	0	0	0	0	0	0	110		
Percent	1.8%	6.4%	19.1%	36.4%	27.3%	7.3%	1.8%	0.0%	0.0%	0.0%	0.0%	0.0%	0.0%	0.0%			
AM Peak	08:00	06:00	10:00	11:00	08:00	11:00	07:00								08:00		
Vol.	1	1	4	6	7	3	1								16		
PM Peak		13:00	14:00	12:00	12:00	12:00	12:00								14:00		
Vol.		1	5	5	7	1	1								17		
Total	9	14	43	75	48	15	2	0	0	0	0	0	0	0	206		
Percent	4.4%	6.8%	20.9%	36.4%	23.3%	7.3%	1.0%	0.0%	0.0%	0.0%	0.0%	0.0%	0.0%	0.0%			

15th Percentile : 20 MPH  
50th Percentile : 27 MPH  
85th Percentile : 33 MPH  
95th Percentile : 37 MPH

Stats  
10 MPH Pace Speed : 26-35 MPH  
Number in Pace : 123  
Percent in Pace : 59.7%  
Number of Vehicles > 25 MPH : 140  
Percent of Vehicles > 25 MPH : 68.0%  
Mean Speed(Average) : 27 MPH

Bougey St  
Btw West Lane and East Lane  
Speed

Site Code: 00000001  
Station ID:

Latitude: 0' 0.0000 South

A=Westbound, B=Eastbound

Start Time	1	16	21	26	31	36	41	46	51	56	61	66	71	76	Total	Pace Speed	Number in Pace
08/02/17	*	*	*	*	*	*	*	*	*	*	*	*	*	*	*	*	*
01:00	*	*	*	*	*	*	*	*	*	*	*	*	*	*	*	*	*
02:00	*	*	*	*	*	*	*	*	*	*	*	*	*	*	*	*	*
03:00	*	*	*	*	*	*	*	*	*	*	*	*	*	*	*	*	*
04:00	*	*	*	*	*	*	*	*	*	*	*	*	*	*	*	*	*
05:00	*	*	*	*	*	*	*	*	*	*	*	*	*	*	*	*	*
06:00	*	*	*	*	*	*	*	*	*	*	*	*	*	*	*	*	*
07:00	*	*	*	*	*	*	*	*	*	*	*	*	*	*	*	*	*
08:00	*	*	*	*	*	*	*	*	*	*	*	*	*	*	*	*	*
09:00	*	*	*	*	*	*	*	*	*	*	*	*	*	*	*	*	*
10:00	*	*	*	*	*	*	*	*	*	*	*	*	*	*	*	*	*
11:00	*	*	*	*	*	*	*	*	*	*	*	*	*	*	*	*	*
12 PM	*	*	*	*	*	*	*	*	*	*	*	*	*	*	*	*	*
13:00	*	*	*	*	*	*	*	*	*	*	*	*	*	*	*	*	*
14:00	3	3	5	13	10	2	0	0	0	0	0	0	0	0	36	26-35	23
15:00	3	3	5	19	11	3	0	0	0	0	0	0	0	0	44	26-35	30
16:00	4	3	9	16	9	3	0	0	0	0	0	0	0	0	44	24-33	25
17:00	1	4	7	17	8	0	0	0	0	0	0	0	0	0	37	26-35	25
18:00	1	3	4	15	8	1	0	0	0	0	0	0	0	0	32	26-35	23
19:00	0	1	8	10	7	3	0	0	0	0	0	0	0	0	29	21-30	18
20:00	2	4	4	9	5	1	0	0	0	0	0	0	0	0	25	24-33	14
21:00	2	2	4	11	6	0	0	0	0	0	0	0	0	0	25	25-34	17
22:00	0	1	3	6	0	0	0	0	0	0	0	0	0	0	10	21-30	9
23:00	0	1	1	2	0	0	0	0	0	0	0	0	0	0	4	19-28	3
Total	16	25	50	118	64	13	0	0	0	0	0	0	0	0	286		
Percent	5.6%	8.7%	17.5%	41.3%	22.4%	4.5%	0.0%	0.0%	0.0%	0.0%	0.0%	0.0%	0.0%	0.0%			
AM Peak Vol.																	
PM Peak Vol.	16:00	17:00	16:00	15:00	15:00	15:00									15:00		
	4	4	9	19	11	3									44		

Bougey St  
Btw West Lane and East Lane  
Speed

Site Code: 00000001  
Station ID:

Latitude: 0' 0.0000 South

A=Westbound, B=Eastbound

Start Time	1	16	21	26	31	36	41	46	51	56	61	66	71	76	Total	Pace Speed	Number in Pace
	15	20	25	30	35	40	45	50	55	60	65	70	75	999			
08/03/17	0	0	0	1	0	0	0	0	0	0	0	0	0	0	1	19-28	1
01:00	0	0	0	0	0	0	0	0	0	0	0	0	0	0	0	*	*
02:00	0	0	1	1	0	0	0	0	0	0	0	0	0	0	2	19-28	2
03:00	0	0	0	0	0	0	0	0	0	0	0	0	0	0	0	*	*
04:00	0	0	1	0	1	0	0	0	0	0	0	0	0	0	2	14-23	1
05:00	1	0	1	1	1	0	0	0	0	0	0	0	0	0	4	19-28	2
06:00	0	1	2	2	2	0	0	0	0	0	0	0	0	0	7	19-28	4
07:00	0	1	4	4	6	1	1	0	0	0	0	0	0	0	17	25-34	10
08:00	2	0	9	9	8	2	0	0	0	0	0	0	0	0	30	21-30	18
09:00	0	0	3	7	5	1	0	0	0	0	0	0	0	0	16	26-35	12
10:00	2	4	9	12	3	1	0	0	0	0	0	0	0	0	31	21-30	21
11:00	0	3	6	12	9	4	0	0	0	0	0	0	0	0	34	26-35	21
12 PM	2	3	4	10	15	3	1	0	0	0	0	0	0	0	38	26-35	25
13:00	4	4	9	15	4	2	0	0	0	0	0	0	0	0	38	21-30	24
14:00	1	1	9	18	9	4	0	0	0	0	0	0	0	0	42	22-31	27
15:00	1	1	1	0	0	0	0	0	0	0	0	0	0	0	3	13-22	2
16:00	*	*	*	*	*	*	*	*	*	*	*	*	*	*	*	*	*
17:00	*	*	*	*	*	*	*	*	*	*	*	*	*	*	*	*	*
18:00	*	*	*	*	*	*	*	*	*	*	*	*	*	*	*	*	*
19:00	*	*	*	*	*	*	*	*	*	*	*	*	*	*	*	*	*
20:00	*	*	*	*	*	*	*	*	*	*	*	*	*	*	*	*	*
21:00	*	*	*	*	*	*	*	*	*	*	*	*	*	*	*	*	*
22:00	*	*	*	*	*	*	*	*	*	*	*	*	*	*	*	*	*
23:00	*	*	*	*	*	*	*	*	*	*	*	*	*	*	*	*	*
Total	13	18	59	92	63	18	2	0	0	0	0	0	0	0	265		
Percent	4.9%	6.8%	22.3%	34.7%	23.8%	6.8%	0.8%	0.0%	0.0%	0.0%	0.0%	0.0%	0.0%	0.0%			
AM Peak	08:00	10:00	08:00	10:00	11:00	11:00	07:00								11:00		
Vol.	2	4	9	12	9	4	1								34		
PM Peak	13:00	13:00	13:00	14:00	12:00	14:00	12:00								14:00		
Vol.	4	4	9	18	15	4	1								42		
Total	29	43	109	210	127	31	2	0	0	0	0	0	0	0	551		
Percent	5.3%	7.8%	19.8%	38.1%	23.0%	5.6%	0.4%	0.0%	0.0%	0.0%	0.0%	0.0%	0.0%	0.0%			

15th Percentile : 20 MPH  
50th Percentile : 27 MPH  
85th Percentile : 33 MPH  
95th Percentile : 35 MPH

Stats  
10 MPH Pace Speed : 26-35 MPH  
Number in Pace : 337  
Percent in Pace : 61.2%  
Number of Vehicles > 25 MPH : 370  
Percent of Vehicles > 25 MPH : 67.2%  
Mean Speed(Average) : 27 MPH

Bouhey St  
Btw West Lane and East Lane  
Speed

Site Code: 0000001  
Station ID:

Latitude: 0' 0.0000 South

Start Time	31-Jul-17 Mon	01-Aug-17 Tue	02-Aug-17 Wed	03-Aug-17 Thu	04-Aug-17 Fri	Weekday Average	05-Aug-17 Sat	06-Aug-17 Sun
12:00 AM	*	*	*	1	*	1	*	*
01:00	*	*	*	0	*	0	*	*
02:00	*	*	*	2	*	2	*	*
03:00	*	*	*	0	*	0	*	*
04:00	*	*	*	2	*	2	*	*
05:00	*	*	*	4	*	4	*	*
06:00	*	*	*	7	*	7	*	*
07:00	*	*	*	17	*	17	*	*
08:00	*	*	*	30	*	30	*	*
09:00	*	*	*	16	*	16	*	*
10:00	*	*	*	31	*	31	*	*
11:00	*	*	*	34	*	34	*	*
12:00 PM	*	*	*	38	*	38	*	*
01:00	*	*	*	38	*	38	*	*
02:00	*	*	36	42	*	39	*	*
03:00	*	*	44	3	*	24	*	*
04:00	*	*	44	*	*	44	*	*
05:00	*	*	37	*	*	37	*	*
06:00	*	*	32	*	*	32	*	*
07:00	*	*	29	*	*	29	*	*
08:00	*	*	25	*	*	25	*	*
09:00	*	*	25	*	*	25	*	*
10:00	*	*	10	*	*	10	*	*
11:00	*	*	4	*	*	4	*	*
Total	0	0	286	265	0		0	0
Percentage	0.0%	0.0%	58.5%	54.2%	0.0%		0.0%	0.0%
AM Peak	-	-	-	11:00	-	-	-	-
Vol.	-	-	-	34	-	-	-	-
PM Peak	-	-	15:00	14:00	-	-	-	-
Vol.	-	-	44	42	-	-	-	-
Total		0	286					



# Speed Enforcement Evaluator

**Location:**  
**Boughey St**

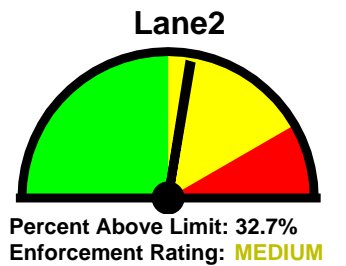
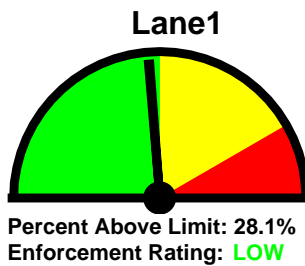
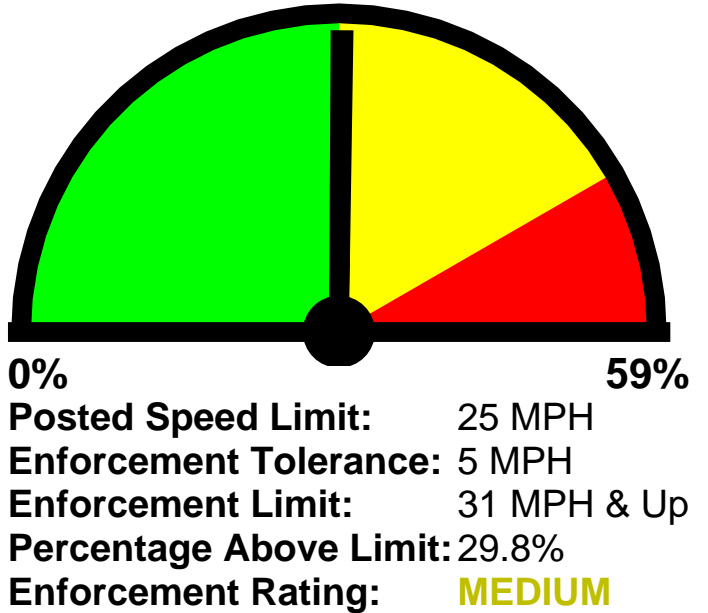
**Total Percentage of Enforceable Violations**

**GPS:**  
0' 0.0000 South  
0' 0.0000 East

**Closest Cross Street:**  
Btw West Lane and East Lane

**Analysis Dates:**  
Wednesday, August 02, 2017  
Thursday, August 03, 2017

**Equipment Used:**



Combined

1-5	6-10	11-15	16-20	21-25	26-30	31-35	36-40	41-45	46-50	51-55	56-60	61-65	>65
0	2	13	43	109	210	127	31	2	0	0	0	0	0

85 percentile = 32

Lane1

1-5	6-10	11-15	16-20	21-25	26-30	31-35	36-40	41-45	46-50	51-55	56-60	61-65	>65
0	2	11	29	66	135	79	16	0	0	0	0	0	0

85 percentile = 31

Lane2

1-5	6-10	11-15	16-20	21-25	26-30	31-35	36-40	41-45	46-50	51-55	56-60	61-65	>65
0	0	2	14	43	75	48	15	2	0	0	0	0	0

85 percentile = 33

# Best Times for Enforcement

**Location:**  
**Bouhey St**  
**Closest Cross Street:**  
Btw West Lane and East Lane

**Analysis Dates:**  
Wednesday, August 02, 2017  
Thursday, August 03, 2017

**Sun**

**Mon**

**Tue**

**Wed**

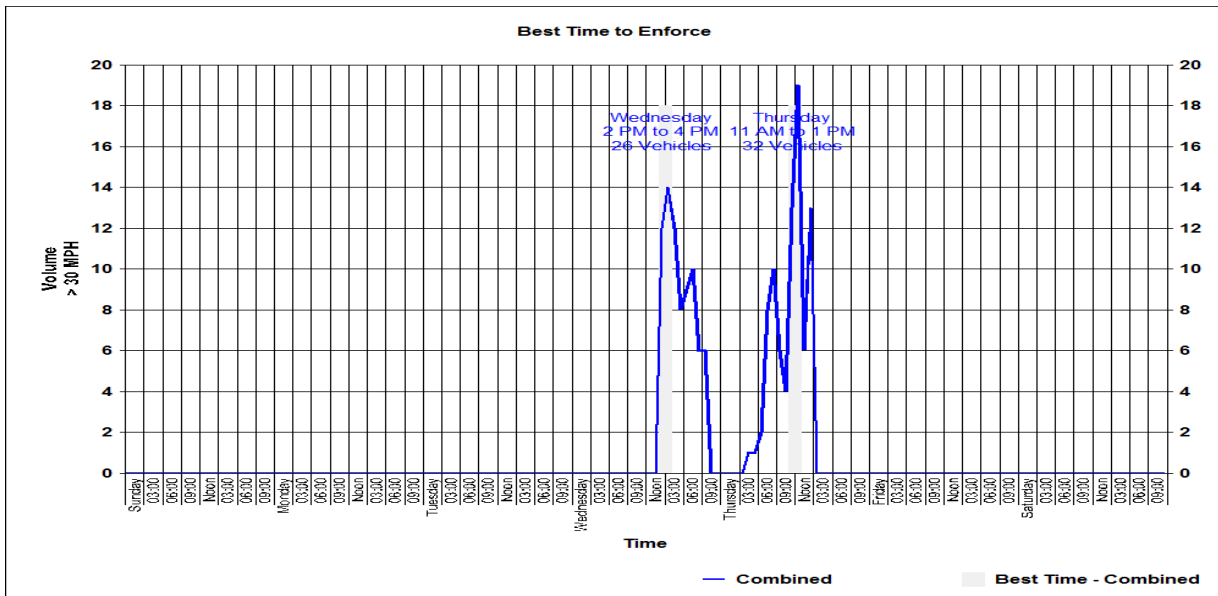
**Combined: 2 PM to 4 PM**  
**Lane1: 3 PM to 5 PM**  
**Lane2: 2 PM to 4 PM**

**Thu**

**Combined: 11 AM to 1 PM**  
**Lane1: 11 AM to 1 PM**  
**Lane2: 11 AM to 1 PM**

**Fri**

**Sat**



Bougey St  
Between West Lane & East Lane  
Speed

