

---

# Memorandum

The City of Traverse City  
Engineering Department



---

TO: Timothy J. Lodge, P.E., City Engineer  
FROM: Abhishek Deora, Seasonal Engineering Aide  
DATE: Friday, September 8<sup>th</sup>, 2017  
SUBJECT: 24 Hour Speed and Volume of Cedar St between Wayne St and Bay St

City Engineering performed a 24 hour speed study on Cedar St between Wayne St and Bay St beginning on Thursday, September 7<sup>th</sup>, 2017 concluded Friday, September 8<sup>th</sup>, 2017. This memo is to formalize City Engineering's initial data observations and findings with to the speed statistics and volume of vehicular traffic on Cedar St.

The data was gathered using a JAMAR Radar Recorder, this data recorder collects both vehicle speed and volume using radar sensors in both Northbound and Southbound lanes. The raw data compiled and analyzed using TraxPro and reported vehicle speed count for every hour during the study in the increments of 5 miles per hour. The TraxPro software also compiled a report to be sent Traverse City Police Department to evaluate the possible percentage of enforceable violations. This data is organized into a small colored meter where red means there is a high enforcement potential and green equates to a low amount of speed infractions are occurring. For this report, the enforceable minimum speed a vehicle would need to be traveling is 5 miles per hour over the posted speed limit of 25 miles per hour.

During this 24 hour study, 380 vehicles were recorded. The average (mean) speed of the 380 vehicles is 24 miles per hour, with 8.8% of all vehicles traveling at speeds greater than the posted limit of 25 miles per hour. Giving motorist an extra 5 miles per hour over the posted speed limit for enforcement tolerance, the number of vehicles speeding is 1.2%.

## Summary (Combined):

- **Mean Speed:** 19 MPH
- **Number of Vehicles above Posted Speed Limit** 8.8%
- **85<sup>th</sup> Percentile of Speed:** 24 MPH
- **95<sup>th</sup> Percentile of Speed:** 27 MPH

## Enclosed:

Detailed TraxPro Speed Reports (Combined and Directional)  
TraxPro Police Enforcement Reports

Cedar St  
Between Wayne St & Bay St  
Speed

Site Code: 00000001  
Station ID:  
Cedar St  
Wayne St & Bay St  
Latitude: 0' 0.0000 South

A=Northbound

Start Time	1	16	21	26	31	36	41	46	51	56	61	66	71	76	Total	Pace Speed	Number in Pace
09/07/17	*	*	*	*	*	*	*	*	*	*	*	*	*	*	*	*	*
01:00	*	*	*	*	*	*	*	*	*	*	*	*	*	*	*	*	*
02:00	*	*	*	*	*	*	*	*	*	*	*	*	*	*	*	*	*
03:00	*	*	*	*	*	*	*	*	*	*	*	*	*	*	*	*	*
04:00	*	*	*	*	*	*	*	*	*	*	*	*	*	*	*	*	*
05:00	*	*	*	*	*	*	*	*	*	*	*	*	*	*	*	*	*
06:00	*	*	*	*	*	*	*	*	*	*	*	*	*	*	*	*	*
07:00	*	*	*	*	*	*	*	*	*	*	*	*	*	*	*	*	*
08:00	*	*	*	*	*	*	*	*	*	*	*	*	*	*	*	*	*
09:00	*	*	*	*	*	*	*	*	*	*	*	*	*	*	*	*	*
10:00	*	*	*	*	*	*	*	*	*	*	*	*	*	*	*	*	*
11:00	<b>1</b>	<b>5</b>	<b>10</b>	0	0	0	0	0	0	0	0	0	0	0	<b>16</b>	16-25	15
12 PM	1	7	9	0	0	0	0	0	0	0	0	0	0	0	17	16-25	16
13:00	0	6	13	0	0	0	0	0	0	0	0	0	0	0	19	16-25	19
14:00	0	5	9	1	0	0	0	0	0	0	0	0	0	0	15	16-25	14
15:00	2	7	<b>14</b>	1	0	0	0	0	0	0	0	0	0	0	<b>24</b>	16-25	21
16:00	2	8	7	1	0	0	0	0	0	0	0	0	0	0	18	16-25	15
17:00	3	8	9	<b>2</b>	0	0	0	0	0	0	0	0	0	0	22	16-25	17
18:00	3	<b>10</b>	8	1	0	0	0	0	0	0	0	0	0	0	22	16-25	18
19:00	<b>4</b>	4	2	1	0	0	0	0	0	0	0	0	0	0	11	16-25	6
20:00	3	3	1	0	0	0	0	0	0	0	0	0	0	0	7	16-25	4
21:00	0	3	0	0	0	0	0	0	0	0	0	0	0	0	3	11-20	3
22:00	1	0	0	0	<b>1</b>	0	0	<b>1</b>	0	0	0	0	0	0	3	*	1
23:00	0	0	0	0	0	0	0	0	0	0	0	0	0	0	0	*	*
<b>Total</b>	<b>20</b>	<b>66</b>	<b>82</b>	<b>7</b>	<b>1</b>	<b>0</b>	<b>0</b>	<b>1</b>	<b>0</b>	<b>0</b>	<b>0</b>	<b>0</b>	<b>0</b>	<b>0</b>	<b>177</b>		
Percent	11.3%	37.3%	46.3%	4.0%	0.6%	0.0%	0.0%	0.6%	0.0%	0.0%	0.0%	0.0%	0.0%	0.0%			
AM Peak	11:00	11:00	11:00												11:00		
Vol.	1	5	10												16		
PM Peak	19:00	18:00	15:00	17:00	22:00			22:00							15:00		
Vol.	4	10	14	2	1			1							24		

Cedar St  
Between Wayne St & Bay St  
Speed

Site Code: 00000001  
Station ID:  
Cedar St  
Wayne St & Bay St  
Latitude: 0' 0.0000 South

A=Northbound

Start Time	15	20	25	30	35	40	45	50	55	60	65	70	75	999	Total	Pace Speed	Number in Pace
09/08/17	0	0	0	0	0	0	0	0	0	0	0	0	0	0	0	*	*
01:00	0	0	0	0	0	0	0	0	0	0	0	0	0	0	0	*	*
02:00	0	0	0	0	0	0	0	0	0	0	0	0	0	0	0	*	*
03:00	0	0	0	0	0	0	0	0	0	0	0	0	0	0	0	*	*
04:00	0	0	0	0	0	0	0	0	0	0	0	0	0	0	0	*	*
05:00	0	0	0	0	0	0	0	0	0	0	0	0	0	0	0	*	*
06:00	0	0	1	0	0	0	0	0	0	0	0	0	0	0	1	14-23	1
07:00	0	3	6	0	0	0	0	0	0	0	0	0	0	0	9	16-25	9
08:00	1	4	8	2	0	0	0	0	0	0	0	0	0	0	15	16-25	12
09:00	0	2	1	1	0	0	0	0	0	0	0	0	0	0	4	14-23	3
10:00	1	3	6	0	0	0	0	0	0	0	0	0	0	0	10	16-25	9
11:00	2	3	0	0	0	0	0	0	0	0	0	0	0	0	5	11-20	4
12 PM	*	*	*	*	*	*	*	*	*	*	*	*	*	*	*	*	*
13:00	*	*	*	*	*	*	*	*	*	*	*	*	*	*	*	*	*
14:00	*	*	*	*	*	*	*	*	*	*	*	*	*	*	*	*	*
15:00	*	*	*	*	*	*	*	*	*	*	*	*	*	*	*	*	*
16:00	*	*	*	*	*	*	*	*	*	*	*	*	*	*	*	*	*
17:00	*	*	*	*	*	*	*	*	*	*	*	*	*	*	*	*	*
18:00	*	*	*	*	*	*	*	*	*	*	*	*	*	*	*	*	*
19:00	*	*	*	*	*	*	*	*	*	*	*	*	*	*	*	*	*
20:00	*	*	*	*	*	*	*	*	*	*	*	*	*	*	*	*	*
21:00	*	*	*	*	*	*	*	*	*	*	*	*	*	*	*	*	*
22:00	*	*	*	*	*	*	*	*	*	*	*	*	*	*	*	*	*
23:00	*	*	*	*	*	*	*	*	*	*	*	*	*	*	*	*	*
<b>Total</b>	<b>4</b>	<b>15</b>	<b>22</b>	<b>3</b>	<b>0</b>	<b>0</b>	<b>0</b>	<b>0</b>	<b>0</b>	<b>0</b>	<b>0</b>	<b>0</b>	<b>0</b>	<b>0</b>	<b>44</b>		
<b>Percent</b>	<b>9.1%</b>	<b>34.1%</b>	<b>50.0%</b>	<b>6.8%</b>	<b>0.0%</b>	<b>0.0%</b>	<b>0.0%</b>	<b>0.0%</b>	<b>0.0%</b>	<b>0.0%</b>	<b>0.0%</b>	<b>0.0%</b>	<b>0.0%</b>	<b>0.0%</b>			
<b>AM Peak</b>	<b>11:00</b>	<b>08:00</b>	<b>08:00</b>	<b>08:00</b>													<b>08:00</b>
<b>Vol.</b>	<b>2</b>	<b>4</b>	<b>8</b>	<b>2</b>													<b>15</b>

PM Peak Vol.	24	81	104	10	1	0	0	1	0	0	0	0	0	0	0	221
<b>Total</b>	<b>24</b>	<b>81</b>	<b>104</b>	<b>10</b>	<b>1</b>	<b>0</b>	<b>0</b>	<b>1</b>	<b>0</b>	<b>0</b>	<b>0</b>	<b>0</b>	<b>0</b>	<b>0</b>	<b>0</b>	<b>221</b>
<b>Percent</b>	<b>10.9%</b>	<b>36.7%</b>	<b>47.1%</b>	<b>4.5%</b>	<b>0.5%</b>	<b>0.0%</b>	<b>0.0%</b>	<b>0.5%</b>	<b>0.0%</b>	<b>0.0%</b>	<b>0.0%</b>	<b>0.0%</b>	<b>0.0%</b>	<b>0.0%</b>	<b>0.0%</b>	

15th Percentile : 15 MPH  
50th Percentile : 20 MPH  
85th Percentile : 23 MPH  
95th Percentile : 25 MPH

Stats  
10 MPH Pace Speed : 16-25 MPH  
Number in Pace : 185  
Percent in Pace : 83.7%  
Number of Vehicles > 25 MPH : 12  
Percent of Vehicles > 25 MPH : 5.4%  
Mean Speed(Average) : 20 MPH

Cedar St  
Between Wayne St & Bay St  
Speed

Site Code: 00000001  
Station ID:  
Cedar St  
Wayne St & Bay St  
Latitude: 0' 0.0000 South

B=Southbound

Start Time	1	16	21	26	31	36	41	46	51	56	61	66	71	76	Total	Pace Speed	Number in Pace
09/07/17	*	*	*	*	*	*	*	*	*	*	*	*	*	*	*	*	*
01:00	*	*	*	*	*	*	*	*	*	*	*	*	*	*	*	*	*
02:00	*	*	*	*	*	*	*	*	*	*	*	*	*	*	*	*	*
03:00	*	*	*	*	*	*	*	*	*	*	*	*	*	*	*	*	*
04:00	*	*	*	*	*	*	*	*	*	*	*	*	*	*	*	*	*
05:00	*	*	*	*	*	*	*	*	*	*	*	*	*	*	*	*	*
06:00	*	*	*	*	*	*	*	*	*	*	*	*	*	*	*	*	*
07:00	*	*	*	*	*	*	*	*	*	*	*	*	*	*	*	*	*
08:00	*	*	*	*	*	*	*	*	*	*	*	*	*	*	*	*	*
09:00	*	*	*	*	*	*	*	*	*	*	*	*	*	*	*	*	*
10:00	*	*	*	*	*	*	*	*	*	*	*	*	*	*	*	*	*
11:00	<b>1</b>	<b>2</b>	<b>5</b>	0	0	0	0	0	0	0	0	0	0	0	<b>8</b>	16-25	7
12 PM	1	4	5	2	0	0	0	0	0	0	0	0	0	0	12	16-25	9
13:00	2	3	2	3	0	0	0	0	0	0	0	0	0	0	10	15-24	5
14:00	2	0	<b>6</b>	2	0	0	0	0	0	0	0	0	0	0	10	21-30	8
15:00	2	1	0	<b>4</b>	0	0	0	0	0	0	0	0	0	0	7	21-30	4
16:00	2	3	3	1	0	0	0	0	0	0	0	0	0	0	9	16-25	6
17:00	1	2	3	0	0	0	0	0	0	0	0	0	0	0	6	16-25	5
18:00	3	6	2	0	0	0	0	0	0	0	0	0	0	0	11	16-25	8
19:00	<b>40</b>	<b>13</b>	2	0	0	0	0	0	0	0	0	0	0	0	<b>55</b>	1-10	27
20:00	0	1	0	0	0	0	0	0	0	0	0	0	0	0	1	9-18	1
21:00	0	0	0	0	0	0	0	0	0	0	0	0	0	0	0	*	*
22:00	1	0	1	0	0	0	0	0	0	0	0	0	0	<b>1</b>	3	*	1
23:00	0	0	0	0	0	0	0	0	0	0	0	0	0	0	0	*	*
Total	55	35	29	12	0	0	0	0	0	0	0	0	0	1	132		
Percent	41.7%	26.5%	22.0%	9.1%	0.0%	0.0%	0.0%	0.0%	0.0%	0.0%	0.0%	0.0%	0.0%	0.8%			
AM Peak	11:00	11:00	11:00													11:00	
Vol.	1	2	5													8	
PM Peak	19:00	19:00	14:00	15:00										22:00	19:00		
Vol.	40	13	6	4										1	55		

Cedar St  
Between Wayne St & Bay St  
Speed

Site Code: 00000001  
Station ID:  
Cedar St  
Wayne St & Bay St  
Latitude: 0' 0.0000 South

B=Southbound

Start Time	15	20	25	30	35	40	45	50	55	60	65	70	75	999	Total	Pace Speed	Number in Pace
09/08/17	0	0	0	0	0	0	0	0	0	0	0	0	0	0	0	*	*
01:00	0	0	0	0	0	0	0	0	0	0	0	0	0	0	0	*	*
02:00	0	0	0	0	0	0	0	0	0	0	0	0	0	0	0	*	*
03:00	0	0	0	0	0	0	0	0	0	0	0	0	0	0	0	*	*
04:00	0	0	0	0	0	0	0	0	0	0	0	0	0	0	0	*	*
05:00	0	1	0	0	0	0	0	0	0	0	0	0	0	0	1	9-18	1
06:00	0	1	2	0	0	0	0	0	0	0	0	0	0	0	3	15-24	3
07:00	0	1	6	0	0	0	0	0	0	0	0	0	0	0	7	16-25	7
08:00	1	5	4	4	1	0	0	0	0	0	0	0	0	0	15	16-25	9
09:00	0	1	5	1	0	0	0	0	0	0	0	0	0	0	7	16-25	6
10:00	1	0	3	3	0	0	0	0	0	0	0	0	0	0	7	21-30	6
11:00	0	1	1	1	0	0	0	0	0	0	0	0	0	0	3	14-23	2
12 PM	*	*	*	*	*	*	*	*	*	*	*	*	*	*	*	*	*
13:00	*	*	*	*	*	*	*	*	*	*	*	*	*	*	*	*	*
14:00	*	*	*	*	*	*	*	*	*	*	*	*	*	*	*	*	*
15:00	*	*	*	*	*	*	*	*	*	*	*	*	*	*	*	*	*
16:00	*	*	*	*	*	*	*	*	*	*	*	*	*	*	*	*	*
17:00	*	*	*	*	*	*	*	*	*	*	*	*	*	*	*	*	*
18:00	*	*	*	*	*	*	*	*	*	*	*	*	*	*	*	*	*
19:00	*	*	*	*	*	*	*	*	*	*	*	*	*	*	*	*	*
20:00	*	*	*	*	*	*	*	*	*	*	*	*	*	*	*	*	*
21:00	*	*	*	*	*	*	*	*	*	*	*	*	*	*	*	*	*
22:00	*	*	*	*	*	*	*	*	*	*	*	*	*	*	*	*	*
23:00	*	*	*	*	*	*	*	*	*	*	*	*	*	*	*	*	*
<b>Total</b>	<b>2</b>	<b>10</b>	<b>21</b>	<b>9</b>	<b>1</b>	<b>0</b>	<b>0</b>	<b>0</b>	<b>0</b>	<b>0</b>	<b>0</b>	<b>0</b>	<b>0</b>	<b>0</b>	<b>43</b>		
<b>Percent</b>	<b>4.7%</b>	<b>23.3%</b>	<b>48.8%</b>	<b>20.9%</b>	<b>2.3%</b>	<b>0.0%</b>	<b>0.0%</b>	<b>0.0%</b>	<b>0.0%</b>	<b>0.0%</b>	<b>0.0%</b>	<b>0.0%</b>	<b>0.0%</b>	<b>0.0%</b>			
<b>AM Peak</b>	<b>08:00</b>	<b>08:00</b>	<b>07:00</b>	<b>08:00</b>	<b>08:00</b>										<b>08:00</b>		
<b>Vol.</b>	<b>1</b>	<b>5</b>	<b>6</b>	<b>4</b>	<b>1</b>										<b>15</b>		

PM Peak Vol.	57	45	50	21	1	0	0	0	0	0	0	0	0	1	175
<b>Total</b>	<b>57</b>	<b>45</b>	<b>50</b>	<b>21</b>	<b>1</b>	<b>0</b>	<b>0</b>	<b>0</b>	<b>0</b>	<b>0</b>	<b>0</b>	<b>0</b>	<b>0</b>	<b>1</b>	<b>175</b>
<b>Percent</b>	<b>32.6%</b>	<b>25.7%</b>	<b>28.6%</b>	<b>12.0%</b>	<b>0.6%</b>	<b>0.0%</b>	<b>0.0%</b>	<b>0.0%</b>	<b>0.0%</b>	<b>0.0%</b>	<b>0.0%</b>	<b>0.0%</b>	<b>0.0%</b>	<b>0.6%</b>	

15th Percentile : 6 MPH  
50th Percentile : 18 MPH  
85th Percentile : 24 MPH  
95th Percentile : 28 MPH

Stats  
10 MPH Pace Speed : 16-25 MPH  
Number in Pace : 95  
Percent in Pace : 54.3%  
Number of Vehicles > 25 MPH : 23  
Percent of Vehicles > 25 MPH : 13.1%  
Mean Speed(Average) : 17 MPH

Cedar St  
Between Wayne St & Bay St  
Speed

Site Code: 00000001  
Station ID:  
Cedar St  
Wayne St & Bay St  
Latitude: 0' 0.0000 South

A=Northbound, B=Southbound

Start Time	1	16	21	26	31	36	41	46	51	56	61	66	71	76	Total	Pace Speed	Number in Pace
09/07/17	*	*	*	*	*	*	*	*	*	*	*	*	*	*	*	*	*
01:00	*	*	*	*	*	*	*	*	*	*	*	*	*	*	*	*	*
02:00	*	*	*	*	*	*	*	*	*	*	*	*	*	*	*	*	*
03:00	*	*	*	*	*	*	*	*	*	*	*	*	*	*	*	*	*
04:00	*	*	*	*	*	*	*	*	*	*	*	*	*	*	*	*	*
05:00	*	*	*	*	*	*	*	*	*	*	*	*	*	*	*	*	*
06:00	*	*	*	*	*	*	*	*	*	*	*	*	*	*	*	*	*
07:00	*	*	*	*	*	*	*	*	*	*	*	*	*	*	*	*	*
08:00	*	*	*	*	*	*	*	*	*	*	*	*	*	*	*	*	*
09:00	*	*	*	*	*	*	*	*	*	*	*	*	*	*	*	*	*
10:00	*	*	*	*	*	*	*	*	*	*	*	*	*	*	*	*	*
11:00	<b>2</b>	<b>7</b>	<b>15</b>	0	0	0	0	0	0	0	0	0	0	0	<b>24</b>	16-25	22
12 PM	2	11	14	2	0	0	0	0	0	0	0	0	0	0	29	16-25	25
13:00	2	9	<b>15</b>	3	0	0	0	0	0	0	0	0	0	0	29	16-25	24
14:00	2	5	15	3	0	0	0	0	0	0	0	0	0	0	25	16-25	20
15:00	4	8	14	<b>5</b>	0	0	0	0	0	0	0	0	0	0	31	16-25	22
16:00	4	11	10	2	0	0	0	0	0	0	0	0	0	0	27	16-25	21
17:00	4	10	12	2	0	0	0	0	0	0	0	0	0	0	28	16-25	22
18:00	6	16	10	1	0	0	0	0	0	0	0	0	0	0	33	16-25	26
19:00	<b>44</b>	<b>17</b>	4	1	0	0	0	0	0	0	0	0	0	0	<b>66</b>	11-20	32
20:00	3	4	1	0	0	0	0	0	0	0	0	0	0	0	8	11-20	5
21:00	0	3	0	0	0	0	0	0	0	0	0	0	0	0	3	11-20	3
22:00	2	0	1	0	<b>1</b>	0	0	<b>1</b>	0	0	0	0	0	<b>1</b>	6	46-55	1
23:00	0	0	0	0	0	0	0	0	0	0	0	0	0	0	0	*	*
Total	75	101	111	19	1	0	0	1	0	0	0	0	0	1	309		
Percent	24.3%	32.7%	35.9%	6.1%	0.3%	0.0%	0.0%	0.3%	0.0%	0.0%	0.0%	0.0%	0.0%	0.3%			
AM Peak	11:00	11:00	11:00												11:00		
Vol.	2	7	15												24		
PM Peak	19:00	19:00	13:00	15:00	22:00			22:00						22:00	19:00		
Vol.	44	17	15	5	1			1						1	66		

Cedar St  
Between Wayne St & Bay St  
Speed

Site Code: 00000001  
Station ID:  
Cedar St  
Wayne St & Bay St  
Latitude: 0' 0.0000 South

A=Northbound, B=Southbound

Start Time	1	16	21	26	31	36	41	46	51	56	61	66	71	76	Total	Pace Speed	Number in Pace
	15	20	25	30	35	40	45	50	55	60	65	70	75	999			
09/08/17	0	0	0	0	0	0	0	0	0	0	0	0	0	0	0	*	*
01:00	0	0	0	0	0	0	0	0	0	0	0	0	0	0	0	*	*
02:00	0	0	0	0	0	0	0	0	0	0	0	0	0	0	0	*	*
03:00	0	0	0	0	0	0	0	0	0	0	0	0	0	0	0	*	*
04:00	0	0	0	0	0	0	0	0	0	0	0	0	0	0	0	*	*
05:00	0	1	0	0	0	0	0	0	0	0	0	0	0	0	1	9-18	1
06:00	0	1	3	0	0	0	0	0	0	0	0	0	0	0	4	16-25	4
07:00	0	4	12	0	0	0	0	0	0	0	0	0	0	0	16	16-25	16
08:00	2	9	12	6	1	0	0	0	0	0	0	0	0	0	30	16-25	21
09:00	0	3	6	2	0	0	0	0	0	0	0	0	0	0	11	16-25	9
10:00	2	3	9	3	0	0	0	0	0	0	0	0	0	0	17	16-25	12
11:00	2	4	1	1	0	0	0	0	0	0	0	0	0	0	8	11-20	5
12 PM	*	*	*	*	*	*	*	*	*	*	*	*	*	*	*	*	*
13:00	*	*	*	*	*	*	*	*	*	*	*	*	*	*	*	*	*
14:00	*	*	*	*	*	*	*	*	*	*	*	*	*	*	*	*	*
15:00	*	*	*	*	*	*	*	*	*	*	*	*	*	*	*	*	*
16:00	*	*	*	*	*	*	*	*	*	*	*	*	*	*	*	*	*
17:00	*	*	*	*	*	*	*	*	*	*	*	*	*	*	*	*	*
18:00	*	*	*	*	*	*	*	*	*	*	*	*	*	*	*	*	*
19:00	*	*	*	*	*	*	*	*	*	*	*	*	*	*	*	*	*
20:00	*	*	*	*	*	*	*	*	*	*	*	*	*	*	*	*	*
21:00	*	*	*	*	*	*	*	*	*	*	*	*	*	*	*	*	*
22:00	*	*	*	*	*	*	*	*	*	*	*	*	*	*	*	*	*
23:00	*	*	*	*	*	*	*	*	*	*	*	*	*	*	*	*	*

Total	6	25	43	12	1	0	0	0	0	0	0	0	0	0	87		
-------	---	----	----	----	---	---	---	---	---	---	---	---	---	---	----	--	--

Percent	6.9%	28.7%	49.4%	13.8%	1.1%	0.0%	0.0%	0.0%	0.0%	0.0%	0.0%	0.0%	0.0%	0.0%			
---------	------	-------	-------	-------	------	------	------	------	------	------	------	------	------	------	--	--	--

AM Peak	08:00	08:00	07:00	08:00	08:00												08:00
---------	-------	-------	-------	-------	-------	--	--	--	--	--	--	--	--	--	--	--	-------

Vol.	2	9	12	6	1												30
------	---	---	----	---	---	--	--	--	--	--	--	--	--	--	--	--	----

PM Peak																	
---------	--	--	--	--	--	--	--	--	--	--	--	--	--	--	--	--	--

Vol.																	
------	--	--	--	--	--	--	--	--	--	--	--	--	--	--	--	--	--

Total	81	126	154	31	2	0	0	1	0	0	0	0	0	0	1	396	
-------	----	-----	-----	----	---	---	---	---	---	---	---	---	---	---	---	-----	--

Percent	20.5%	31.8%	38.9%	7.8%	0.5%	0.0%	0.0%	0.3%	0.0%	0.0%	0.0%	0.0%	0.0%	0.0%	0.3%		
---------	-------	-------	-------	------	------	------	------	------	------	------	------	------	------	------	------	--	--

15th Percentile : 10 MPH  
50th Percentile : 19 MPH  
85th Percentile : 24 MPH  
95th Percentile : 27 MPH

Stats  
10 MPH Pace Speed : 16-25 MPH  
Number in Pace : 280  
Percent in Pace : 70.7%  
Number of Vehicles > 25 MPH : 35  
Percent of Vehicles > 25 MPH : 8.8%  
Mean Speed(Average) : 19 MPH

Cedar St  
Between Wayne St & Bay St  
Speed

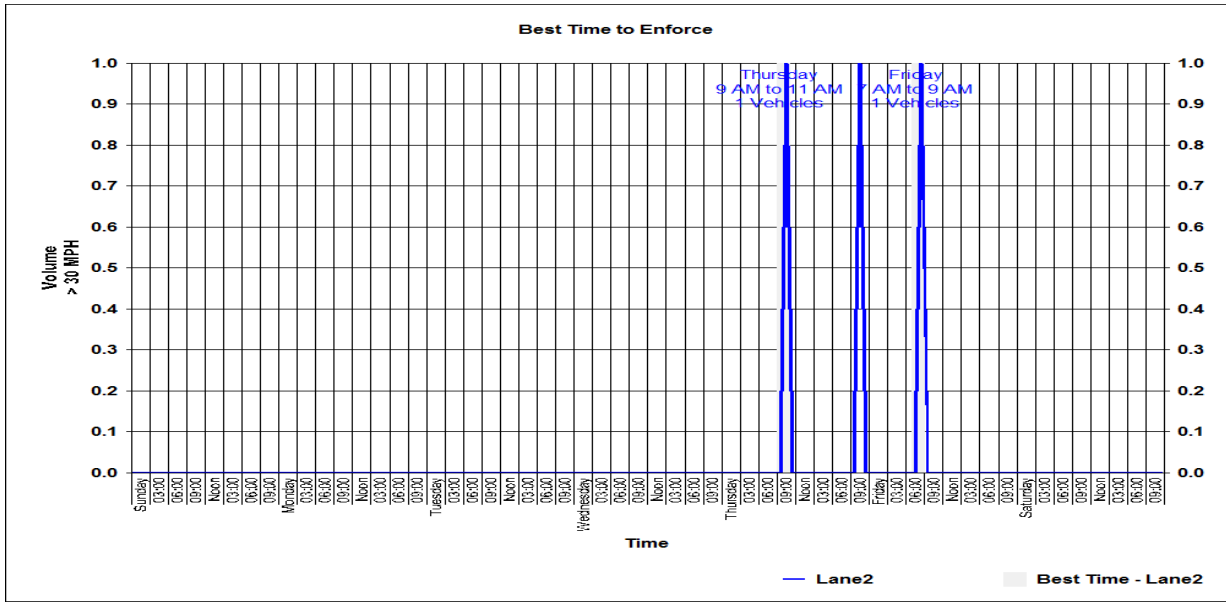
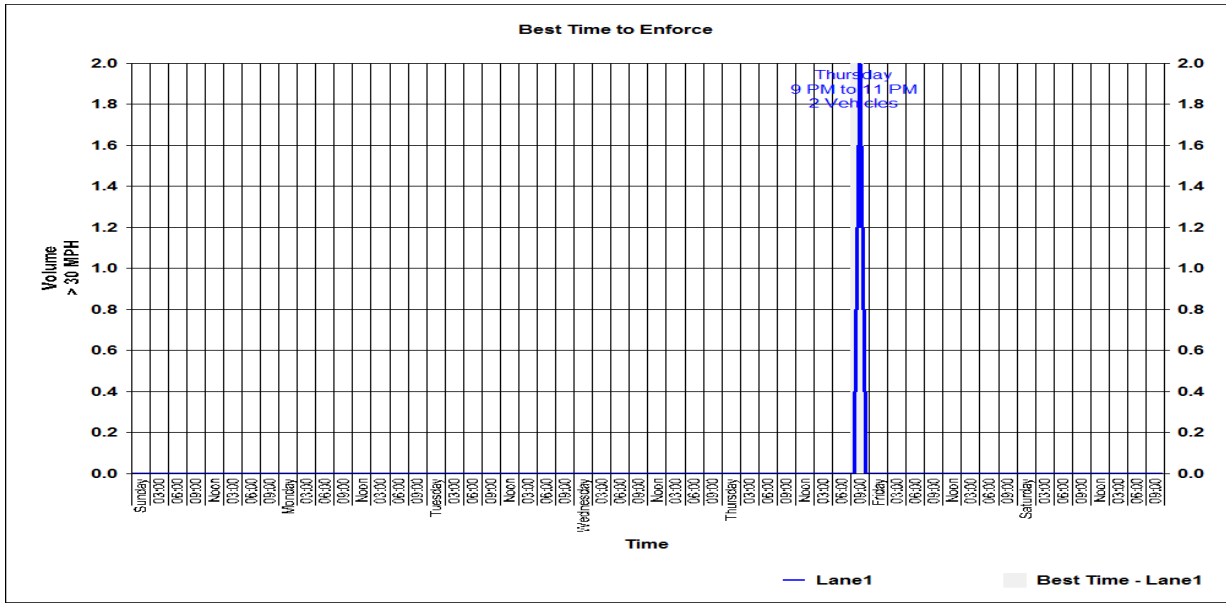
Site Code: 0000001  
Station ID:  
Cedar St  
Wayne St & Bay St  
Latitude: 0' 0.0000 South

Start Time	04-Sep-17 Mon	05-Sep-17 Tue	06-Sep-17 Wed	07-Sep-17 Thu	08-Sep-17 Fri	Weekday Average	09-Sep-17 Sat	10-Sep-17 Sun
12:00 AM	*	*	*	*	0	0	*	*
01:00	*	*	*	*	0	0	*	*
02:00	*	*	*	*	0	0	*	*
03:00	*	*	*	*	0	0	*	*
04:00	*	*	*	*	0	0	*	*
05:00	*	*	*	*	1	1	*	*
06:00	*	*	*	*	4	4	*	*
07:00	*	*	*	*	16	16	*	*
08:00	*	*	*	*	30	30	*	*
09:00	*	*	*	*	11	11	*	*
10:00	*	*	*	*	17	17	*	*
11:00	*	*	*	24	8	16	*	*
12:00 PM	*	*	*	29	*	29	*	*
01:00	*	*	*	29	*	29	*	*
02:00	*	*	*	25	*	25	*	*
03:00	*	*	*	31	*	31	*	*
04:00	*	*	*	27	*	27	*	*
05:00	*	*	*	28	*	28	*	*
06:00	*	*	*	33	*	33	*	*
07:00	*	*	*	66	*	66	*	*
08:00	*	*	*	8	*	8	*	*
09:00	*	*	*	3	*	3	*	*
10:00	*	*	*	6	*	6	*	*
11:00	*	*	*	0	*	0	*	*
Total	0	0	0	309	87		0	0
Percentage	0.0%	0.0%	0.0%	81.3%	22.9%		0.0%	0.0%
AM Peak	-	-	-	11:00	08:00	-	-	-
Vol.	-	-	-	24	30	-	-	-
PM Peak	-	-	-	19:00	-	-	-	-
Vol.	-	-	-	66	-	-	-	-
Total		0	0					





Cedar St  
Between Wayne St & Bay St  
Speed



# Speed Enforcement Evaluator

**Location:**  
**Cedar St**

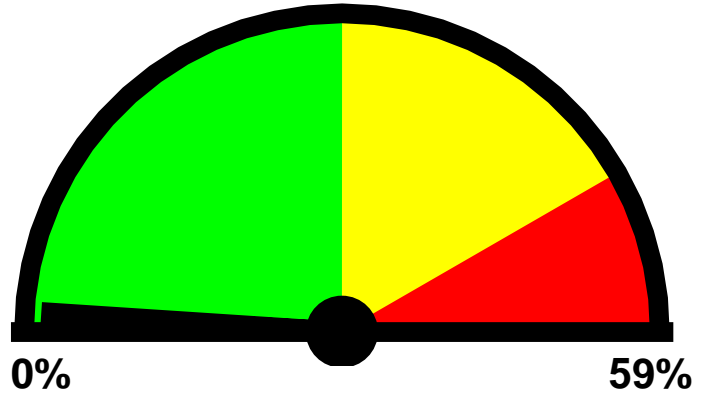
**Total Percentage of Enforceable Violations**

**GPS:**  
0' 0.0000 South  
0' 0.0000 East

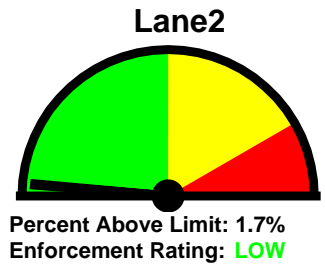
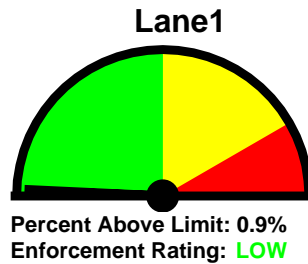
**Closest Cross Street:**  
Wayne St & Bay St

**Analysis Dates:**  
Thursday, September 07, 2017  
Friday, September 08, 2017

**Equipment Used:**



**0%** **59%**  
**Posted Speed Limit:** 25 MPH  
**Enforcement Tolerance:** 5 MPH  
**Enforcement Limit:** 31 MPH & Up  
**Percentage Above Limit:** 1.2%  
**Enforcement Rating:** **LOW**



Combined

1-5	6-10	11-15	16-20	21-25	26-30	31-35	36-40	41-45	46-50	51-55	56-60	61-65	>65
0	10	72	132	157	31	3	0	0	1	0	0	0	1

85 percentile = 23

Lane1

1-5	6-10	11-15	16-20	21-25	26-30	31-35	36-40	41-45	46-50	51-55	56-60	61-65	>65
0	7	19	87	105	10	1	0	0	1	0	0	0	0

85 percentile = 23

Lane2

1-5	6-10	11-15	16-20	21-25	26-30	31-35	36-40	41-45	46-50	51-55	56-60	61-65	>65
0	3	53	45	52	21	2	0	0	0	0	0	0	1

85 percentile = 24