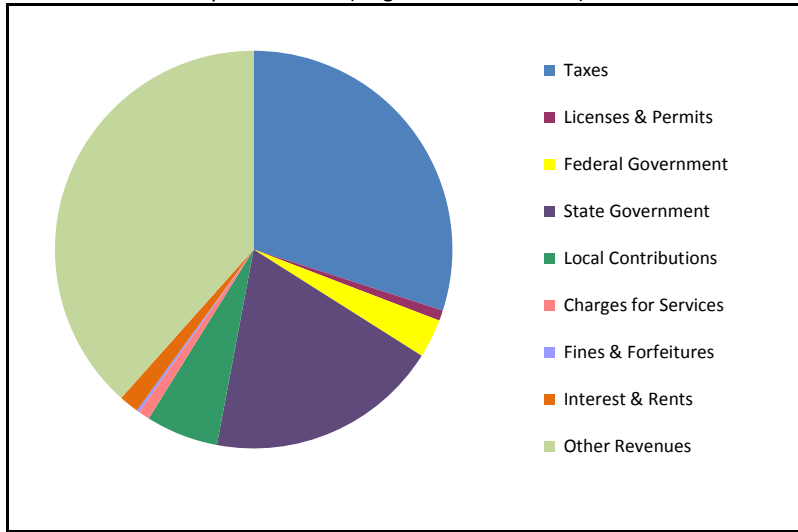


CITIZENS' GUIDE TO LOCAL UNIT FINANCES - Traverse City - Grand Traverse

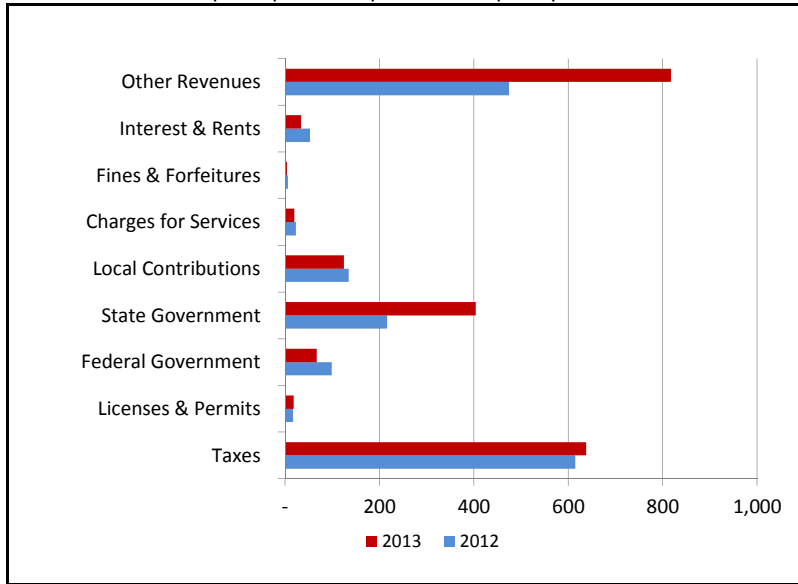
1. Where our money comes from (all governmental funds)



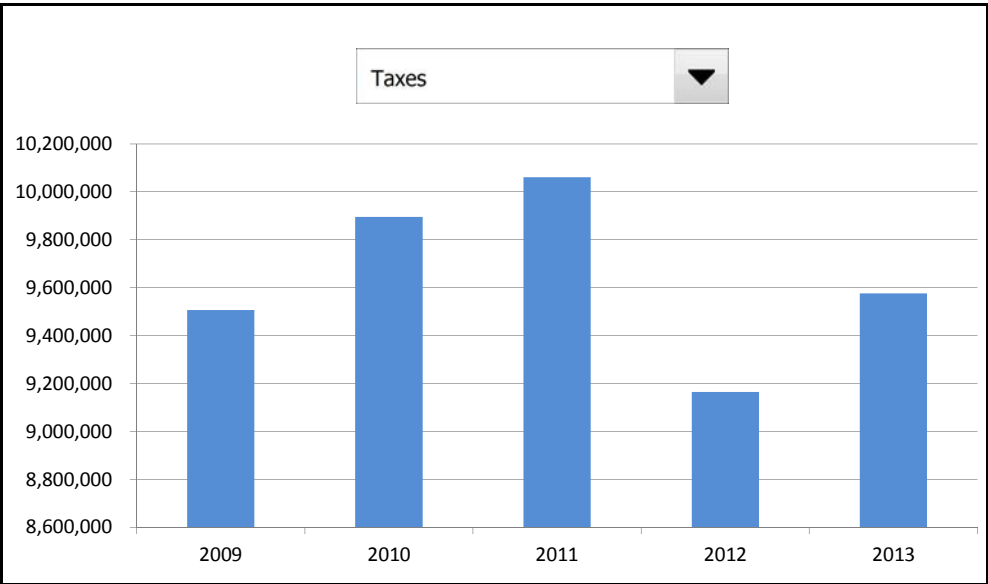
2. Compared to the prior year

	2012	2013	Change
Taxes	\$ 9,164,073	\$ 9,575,750	4.49%
Licenses & Permits	254,302	274,612	7.99%
Federal Government	1,475,870	1,010,389	-31.54%
State Government	3,227,251	6,072,456	88.16%
Local Contributions	2,013,112	1,879,650	-6.63%
Charges for Services	347,450	295,593	-14.93%
Fines & Forfeitures	94,730	68,093	-28.12%
Interest & Rents	787,625	516,445	-34.43%
Other Revenues	7,074,637	12,276,607	73.53%
Total Revenues	\$ 24,439,050	\$ 31,969,595	30.81%

3. Revenue sources per capita - compared to the prior year



4. Historical trends of individual sources

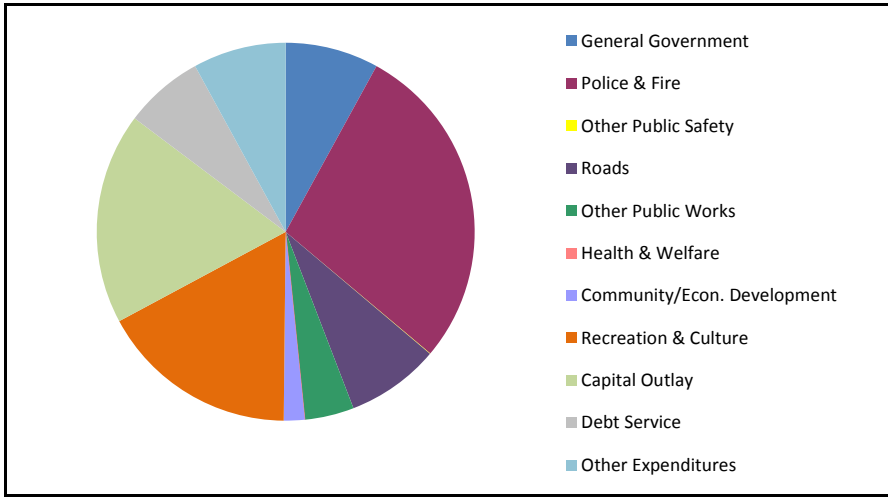


Commentary:

For more information on our unit's finances, contact Penny Hill at 231-922-4444.

CITIZENS' GUIDE TO LOCAL UNIT FINANCES - Traverse City - Grand Traverse

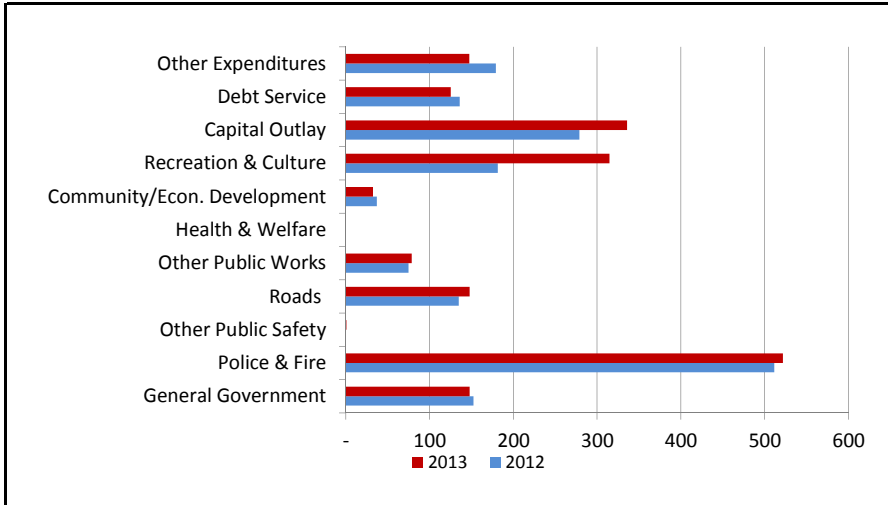
1. Where we spend our money (all governmental funds)



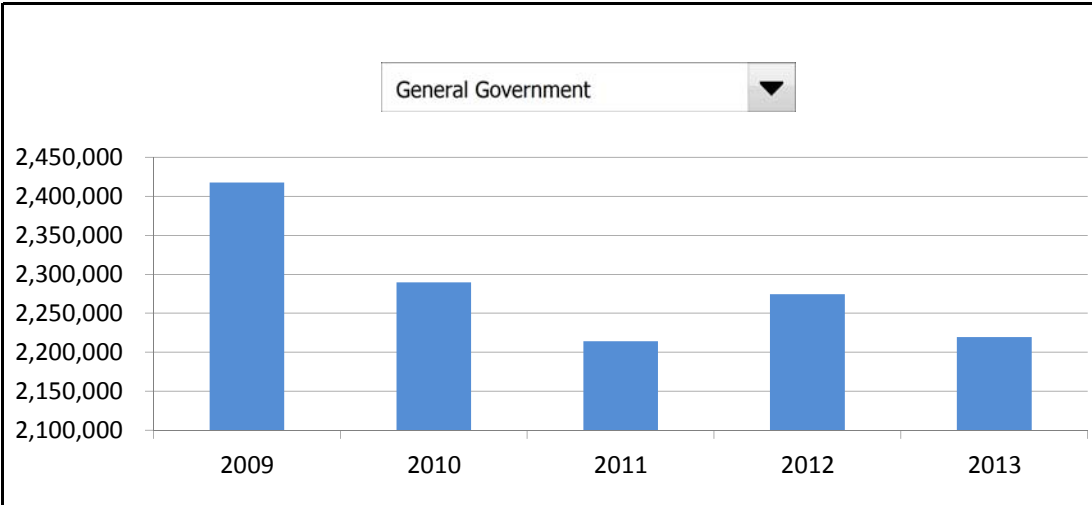
2. Compared to the prior year

	2012	2013	Change
General Government	\$ 2,274,593	\$ 2,219,585	-2.42%
Police & Fire	7,624,480	7,834,384	2.75%
Other Public Safety	-	10,500	N/A
Roads	2,010,394	2,222,145	10.53%
Other Public Works	1,118,839	1,182,248	5.67%
Health & Welfare	-	-	N/A
Community/Econ. Development	552,049	488,465	-11.52%
Recreation & Culture	2,704,845	4,729,993	74.87%
Capital Outlay	4,159,777	5,043,621	21.25%
Debt Service	2,025,424	1,882,827	-7.04%
Other Expenditures	2,669,099	2,217,304	-16.93%
Total Expenditures	\$ 25,139,500	\$ 27,831,072	10.71%

3. Spending per capita - compared to the prior year



4. Historical trends of individual departments:

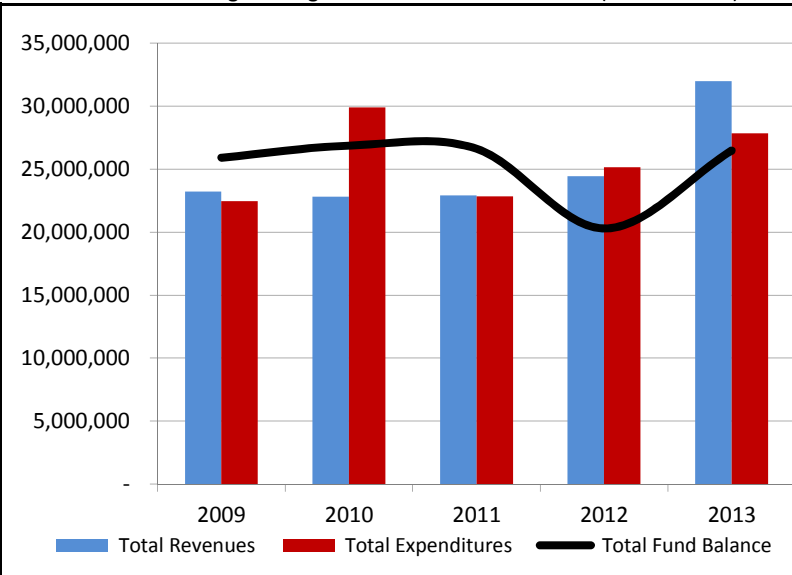


Commentary:

For more information on our unit's finances, contact Penny Hill at 231-922-4444.

CITIZENS' GUIDE TO LOCAL UNIT FINANCES - Traverse City - Grand Traverse

1. How have we managed our governmental fund resources (fund balance)

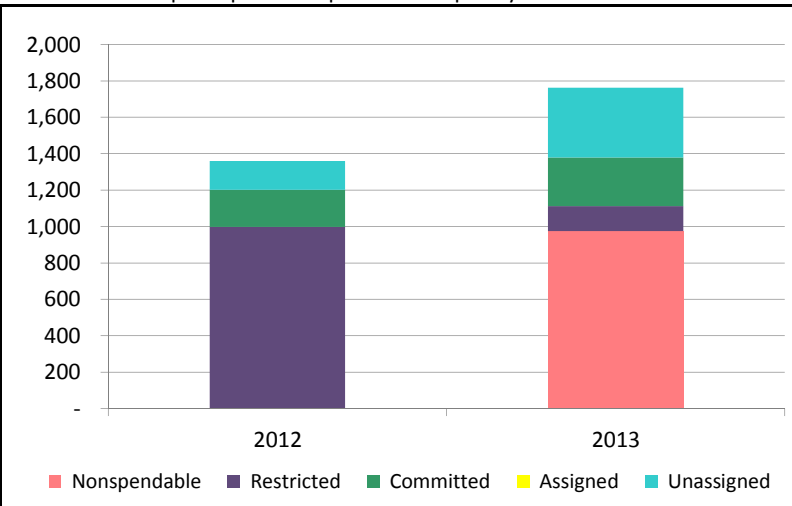


2. Compared to the prior year

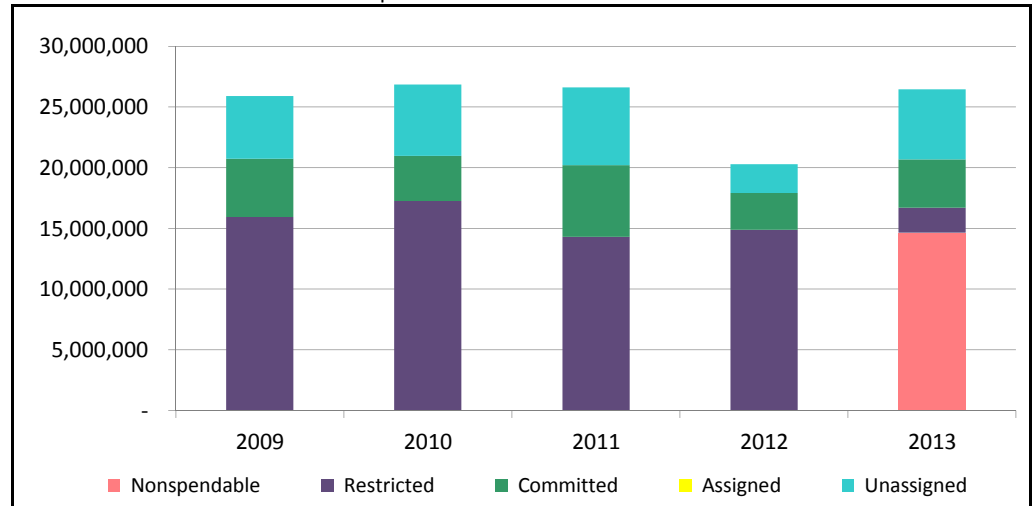
Statement Balance	2012	2013	Change
Revenues	\$ 24,439,050	\$ 31,969,595	30.81%
Expenditures	25,139,500	27,831,072	10.71%
Surplus (Shortfall)	\$ (700,450)	\$ 4,138,523	-690.84%

Fund balance	2012	2013	Change
Nonspendable	\$ -	\$ 14,652,985	N/A
Restricted	14,874,557	2,044,216	-86.26%
Committed	3,038,464	4,003,476	31.76%
Assigned	-	-	N/A
Unassigned	2,373,558	5,767,662	143.00%
Total Fund Balance	\$ 20,286,579	\$ 26,468,339	30.47%

3. Fund balance per capita - compared to the prior year



4. Historical trends of individual components

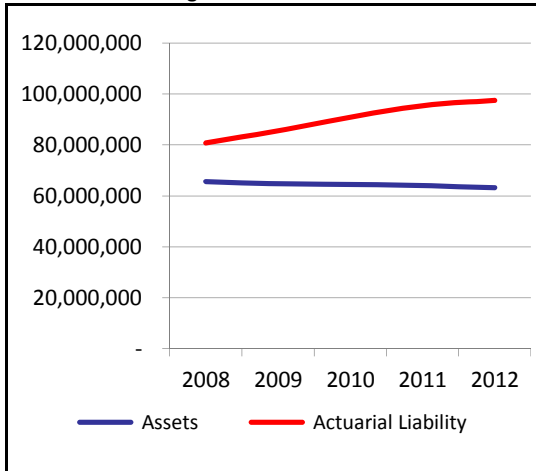


Commentary:

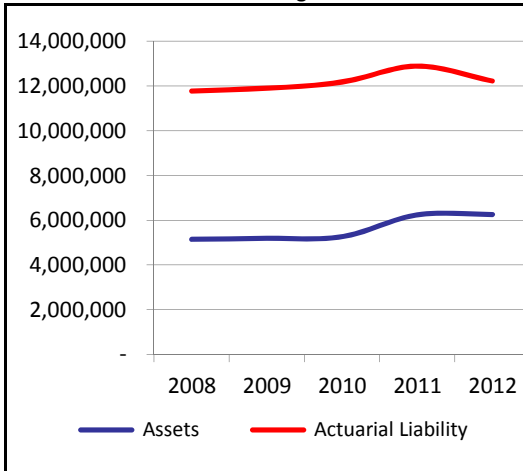
For more information on our unit's finances, contact Penny Hill at 231-922-4444.

CITIZENS' GUIDE TO LOCAL UNIT FINANCES - Traverse City - Grand Traverse

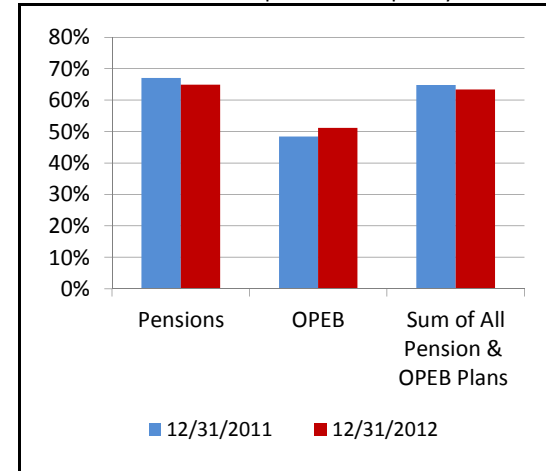
1. Pension funding status



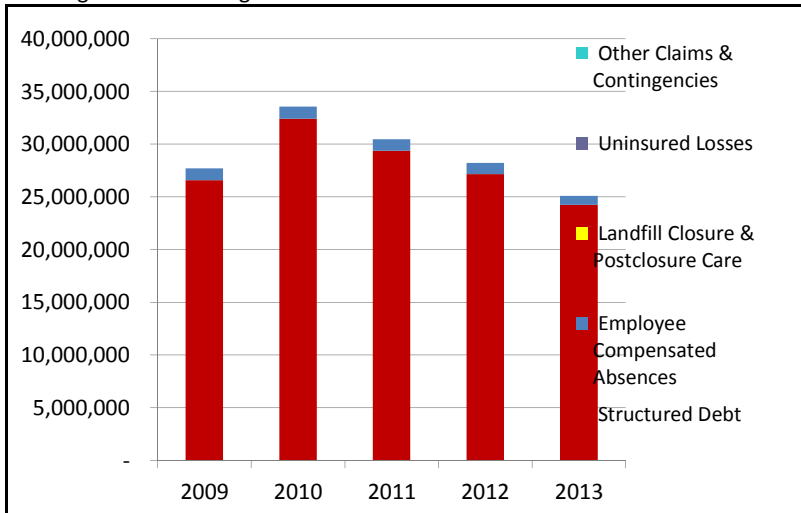
2. Retiree Health care funding status



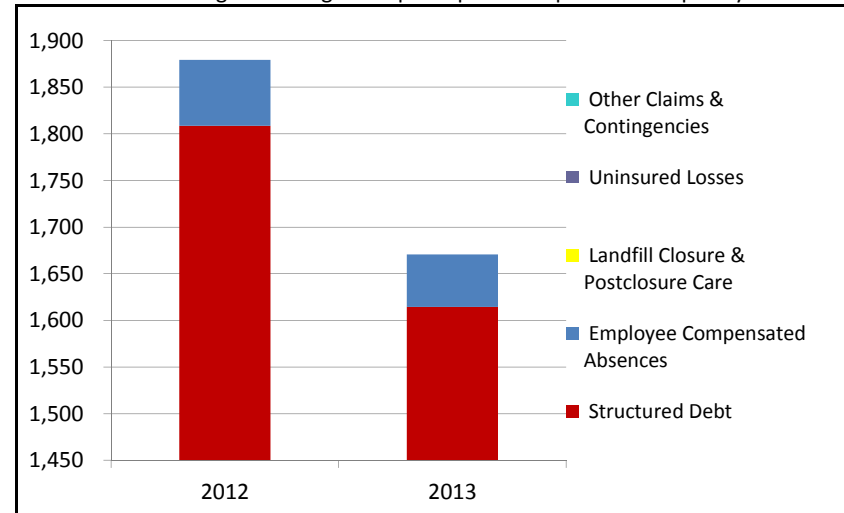
3. Percent funded - compared to the prior year



4. Long Term Debt obligations:



5. Debt & other long term obligations per capita - compared to the prior year



Commentary:

For more information on our unit's finances, contact Penny Hill at 231-922-4444.