
Memorandum

The City of Traverse City
Engineering Department



TO: Timothy J. Lodge, P.E., City Engineer
FROM: Abhishek Deora, Seasonal Engineering Aide
DATE: Wednesday, June 14th, 2017
SUBJECT: 24 Hour Speed and Volume of Hasting St between Hannah Ave and Centre St

City Engineering performed a 24 hour speed study on Hasting St between Hannah Ave and Centre beginning on Tuesday, June 13th, 2017 concluded Wednesday, June 14th, 2017. This memo is to formalize City Engineering's initial data observations and findings with to the speed statistics and volume of vehicular traffic on Hasting St.

The data was gathered using a JAMAR Radar Recorder, this data recorder collects both vehicle speed and volume using radar sensors in both Northbound and Southbound lanes. The raw data compiled and analyzed using TraxPro and reported vehicle speed count for every hour during the study in the increments of 5 miles per hour. The TraxPro software also compiled a report to be sent Traverse City Police Department to evaluate the possible percentage of enforceable violations. This data is organized into a small colored meter where red means there is a high enforcement potential and green equates to a low amount of speed infractions are occurring. For this report, the enforceable minimum speed a vehicle would need to be traveling is 5 miles per hour over the posted speed limit of 25 miles per hour.

During this 24 hour study, 6669 vehicles were recorded. The average (mean) speed of the 6669 vehicles is 31 miles per hour, with 89.2% of all vehicles traveling at speeds greater than the posted limit of 25 miles per hour. Giving motorist an extra 5 miles per hour over the posted speed limit for enforcement tolerance, the number of vehicles speeding is 60.6%.

Summary (Combined):

- **Mean Speed:** 31 MPH
- **Number of Vehicles above Posted Speed Limit** 89.2%
- **85th Percentile of Speed:** 36 MPH
- **95th Percentile of Speed:** 39 MPH

Enclosed:

Detailed TraxPro Speed Reports (Combined and Directional)
TraxPro Police Enforcement Reports

Hasting St
Btw Hannah Ave and Centre St
Speed

Site Code: 00000001
Station ID:

Latitude: 0' 0.0000 South

A= Southbound

Start Time	1	16	21	26	31	36	41	46	51	56	61	66	71	76	Total	Pace Speed	Number in Pace
	15	20	25	30	35	40	45	50	55	60	65	70	75	999			
06/13/17	*	*	*	*	*	*	*	*	*	*	*	*	*	*	*	*	*
01:00	*	*	*	*	*	*	*	*	*	*	*	*	*	*	*	*	*
02:00	*	*	*	*	*	*	*	*	*	*	*	*	*	*	*	*	*
03:00	*	*	*	*	*	*	*	*	*	*	*	*	*	*	*	*	*
04:00	*	*	*	*	*	*	*	*	*	*	*	*	*	*	*	*	*
05:00	*	*	*	*	*	*	*	*	*	*	*	*	*	*	*	*	*
06:00	*	*	*	*	*	*	*	*	*	*	*	*	*	*	*	*	*
07:00	*	*	*	*	*	*	*	*	*	*	*	*	*	*	*	*	*
08:00	*	*	*	*	*	*	*	*	*	*	*	*	*	*	*	*	*
09:00	*	*	*	*	*	*	*	*	*	*	*	*	*	*	*	*	*
10:00	*	*	*	*	*	*	*	*	*	*	*	*	*	*	*	*	*
11:00	*	*	*	*	*	*	*	*	*	*	*	*	*	*	*	*	*
12 PM	*	*	*	*	*	*	*	*	*	*	*	*	*	*	*	*	*
13:00	*	*	*	*	*	*	*	*	*	*	*	*	*	*	*	*	*
14:00	0	13	29	83	111	47	4	0	0	0	0	0	0	0	287	26-35	194
15:00	5	9	18	99	105	40	3	2	0	0	0	0	0	0	281	26-35	204
16:00	3	3	13	98	145	46	6	0	0	0	0	0	0	0	314	26-35	243
17:00	0	5	15	78	106	38	9	0	0	0	0	0	0	0	251	26-35	184
18:00	0	4	2	25	67	39	4	0	0	0	0	0	0	0	141	31-40	106
19:00	0	0	2	27	45	19	2	0	0	0	0	0	0	0	95	26-35	72
20:00	0	1	0	16	15	12	2	0	0	0	0	0	0	0	46	26-35	31
21:00	0	0	0	14	24	4	5	0	0	0	0	0	0	0	47	26-35	38
22:00	1	0	0	11	10	4	0	0	0	0	0	0	0	0	26	26-35	21
23:00	3	1	0	4	5	0	0	0	0	0	0	0	0	0	13	26-35	9
Total	12	36	79	455	633	249	35	2	0	0	0	0	0	0	1501		
Percent	0.8%	2.4%	5.3%	30.3%	42.2%	16.6%	2.3%	0.1%	0.0%	0.0%	0.0%	0.0%	0.0%	0.0%			
AM Peak Vol.																	
PM Peak Vol.	15:00	14:00	14:00	15:00	16:00	14:00	17:00	15:00							16:00		
	5	13	29	99	145	47	9	2							314		

Hasting St
Btw Hannah Ave and Centre St
Speed

Site Code: 00000001
Station ID:

Latitude: 0' 0.0000 South

A= Southbound

Start Time	15	20	25	30	35	40	45	50	55	60	65	70	75	999	Total	Pace Speed	Number in Pace
06/14/17	0	0	0	5	1	4	1	0	0	0	0	0	0	0	11	24-33	6
01:00	0	0	2	4	0	1	0	0	0	0	0	0	0	0	7	21-30	6
02:00	1	0	1	5	0	0	0	0	0	0	0	0	0	0	7	21-30	6
03:00	0	0	0	1	4	0	0	0	0	0	0	0	0	0	5	26-35	5
04:00	1	0	0	3	1	3	1	0	0	0	0	0	0	0	9	36-45	4
05:00	0	0	2	11	18	7	0	0	0	0	0	0	0	0	38	26-35	29
06:00	0	0	1	10	27	12	1	0	0	0	0	0	0	0	51	30-39	39
07:00	2	9	13	56	74	36	5	0	0	0	0	0	0	0	195	26-35	130
08:00	3	4	19	85	82	21	0	2	0	0	0	0	0	0	216	26-35	167
09:00	3	10	27	93	80	14	1	1	0	0	0	0	0	0	229	26-35	173
10:00	7	14	21	94	91	19	1	0	0	0	0	0	0	0	247	26-35	185
11:00	3	9	55	107	77	23	2	0	0	0	0	0	0	0	276	26-35	184
12 PM	4	10	17	106	93	25	2	0	0	0	0	0	0	0	257	26-35	199
13:00	2	11	22	95	92	32	3	0	0	0	0	0	0	0	257	26-35	187
14:00	2	7	29	107	99	26	1	0	0	0	0	0	0	0	271	26-35	206
15:00	0	0	4	2	0	0	0	0	0	0	0	0	0	0	6	20-29	6
16:00	*	*	*	*	*	*	*	*	*	*	*	*	*	*	*	*	*
17:00	*	*	*	*	*	*	*	*	*	*	*	*	*	*	*	*	*
18:00	*	*	*	*	*	*	*	*	*	*	*	*	*	*	*	*	*
19:00	*	*	*	*	*	*	*	*	*	*	*	*	*	*	*	*	*
20:00	*	*	*	*	*	*	*	*	*	*	*	*	*	*	*	*	*
21:00	*	*	*	*	*	*	*	*	*	*	*	*	*	*	*	*	*
22:00	*	*	*	*	*	*	*	*	*	*	*	*	*	*	*	*	*
23:00	*	*	*	*	*	*	*	*	*	*	*	*	*	*	*	*	*
Total	28	74	213	784	739	223	18	3	0	0	0	0	0	0	2082		
Percent	1.3%	3.6%	10.2%	37.7%	35.5%	10.7%	0.9%	0.1%	0.0%	0.0%	0.0%	0.0%	0.0%	0.0%			
AM Peak	10:00	10:00	11:00	11:00	10:00	07:00	07:00	08:00							11:00		
Vol.	7	14	55	107	91	36	5	2							276		
PM Peak	12:00	13:00	14:00	14:00	14:00	13:00	13:00								14:00		
Vol.	4	11	29	107	99	32	3								271		
Total	40	110	292	1239	1372	472	53	5	0	0	0	0	0	0	3583		
Percent	1.1%	3.1%	8.1%	34.6%	38.3%	13.2%	1.5%	0.1%	0.0%	0.0%	0.0%	0.0%	0.0%	0.0%			

15th Percentile : 25 MPH
50th Percentile : 30 MPH
85th Percentile : 34 MPH
95th Percentile : 38 MPH

Stats
10 MPH Pace Speed : 26-35 MPH
Number in Pace : 2611
Percent in Pace : 72.9%
Number of Vehicles > 25 MPH : 3141
Percent of Vehicles > 25 MPH : 87.7%
Mean Speed(Average) : 31 MPH

Hasting St
Btw Hannah Ave and Centre St
Speed

Site Code: 00000001
Station ID:

Latitude: 0' 0.0000 South

B= Northbound

Start Time	1	16	21	26	31	36	41	46	51	56	61	66	71	76	Total	Pace Speed	Number in Pace
	15	20	25	30	35	40	45	50	55	60	65	70	75	999			
06/13/17	*	*	*	*	*	*	*	*	*	*	*	*	*	*	*	*	*
01:00	*	*	*	*	*	*	*	*	*	*	*	*	*	*	*	*	*
02:00	*	*	*	*	*	*	*	*	*	*	*	*	*	*	*	*	*
03:00	*	*	*	*	*	*	*	*	*	*	*	*	*	*	*	*	*
04:00	*	*	*	*	*	*	*	*	*	*	*	*	*	*	*	*	*
05:00	*	*	*	*	*	*	*	*	*	*	*	*	*	*	*	*	*
06:00	*	*	*	*	*	*	*	*	*	*	*	*	*	*	*	*	*
07:00	*	*	*	*	*	*	*	*	*	*	*	*	*	*	*	*	*
08:00	*	*	*	*	*	*	*	*	*	*	*	*	*	*	*	*	*
09:00	*	*	*	*	*	*	*	*	*	*	*	*	*	*	*	*	*
10:00	*	*	*	*	*	*	*	*	*	*	*	*	*	*	*	*	*
11:00	*	*	*	*	*	*	*	*	*	*	*	*	*	*	*	*	*
12 PM	*	*	*	*	*	*	*	*	*	*	*	*	*	*	*	*	*
13:00	*	*	*	*	*	*	*	*	*	*	*	*	*	*	*	*	*
14:00	4	1	11	58	129	69	9	2	0	0	0	0	0	0	283	31-40	198
15:00	7	6	20	57	125	64	6	0	0	0	0	0	0	0	285	31-40	189
16:00	8	2	10	44	145	86	16	1	0	0	0	0	0	0	312	31-40	231
17:00	4	10	11	61	166	85	5	0	1	0	0	0	0	0	343	31-40	251
18:00	2	1	3	30	97	52	7	2	0	0	0	0	0	0	194	31-40	149
19:00	1	0	0	19	45	28	6	1	0	0	0	0	0	0	100	31-40	73
20:00	1	0	2	11	30	20	4	1	0	0	0	0	0	0	69	31-40	50
21:00	0	2	1	11	27	17	3	1	0	0	0	0	0	0	62	31-40	44
22:00	0	1	4	16	11	6	0	0	0	0	0	0	0	0	38	26-35	27
23:00	1	1	0	5	4	5	0	0	0	0	0	0	0	0	16	27-36	9
Total	28	24	62	312	779	432	56	8	1	0	0	0	0	0	1702		
Percent	1.6%	1.4%	3.6%	18.3%	45.8%	25.4%	3.3%	0.5%	0.1%	0.0%	0.0%	0.0%	0.0%	0.0%			
AM Peak Vol.																	
PM Peak Vol.	16:00	17:00	15:00	17:00	17:00	16:00	16:00	14:00	17:00						17:00		
	8	10	20	61	166	86	16	2	1						343		

Hasting St
Btw Hannah Ave and Centre St
Speed

Site Code: 00000001
Station ID:

Latitude: 0' 0.0000 South

B= Northbound

Start Time	15	20	25	30	35	40	45	50	55	60	65	70	75	999	Total	Pace Speed	Number in Pace
06/14/17	0	0	0	2	1	2	0	0	0	0	0	0	0	0	5	24-33	3
01:00	0	0	1	4	3	0	0	0	0	0	0	0	0	0	8	25-34	7
02:00	0	0	0	2	0	0	0	0	0	0	0	0	0	0	2	20-29	2
03:00	1	0	0	0	3	0	0	0	0	0	0	0	0	0	4	26-35	3
04:00	1	1	0	1	2	2	0	0	0	0	0	0	0	0	7	29-38	4
05:00	1	0	3	13	15	9	1	0	0	0	0	0	0	0	42	26-35	28
06:00	1	1	1	19	42	29	7	2	1	0	0	0	0	0	103	31-40	71
07:00	4	4	10	44	98	44	11	2	0	0	0	0	0	0	217	31-40	142
08:00	2	2	8	48	99	48	7	0	0	0	0	0	0	0	214	26-35	147
09:00	0	7	10	51	98	35	7	1	1	0	0	0	0	0	210	26-35	149
10:00	11	19	26	57	92	45	9	0	0	0	0	0	0	0	259	26-35	149
11:00	7	10	30	82	90	27	10	1	0	0	0	0	0	0	257	26-35	172
12 PM	9	9	14	121	149	39	6	1	0	0	0	0	0	0	348	26-35	270
13:00	4	9	24	87	114	40	3	0	0	0	0	0	0	0	281	26-35	201
14:00	4	6	17	74	122	35	6	0	0	0	0	0	0	0	264	26-35	196
15:00	0	0	1	1	0	1	0	0	0	0	0	0	0	0	3	19-28	2
16:00	*	*	*	*	*	*	*	*	*	*	*	*	*	*	*	*	*
17:00	*	*	*	*	*	*	*	*	*	*	*	*	*	*	*	*	*
18:00	*	*	*	*	*	*	*	*	*	*	*	*	*	*	*	*	*
19:00	*	*	*	*	*	*	*	*	*	*	*	*	*	*	*	*	*
20:00	*	*	*	*	*	*	*	*	*	*	*	*	*	*	*	*	*
21:00	*	*	*	*	*	*	*	*	*	*	*	*	*	*	*	*	*
22:00	*	*	*	*	*	*	*	*	*	*	*	*	*	*	*	*	*
23:00	*	*	*	*	*	*	*	*	*	*	*	*	*	*	*	*	*
Total	45	68	145	606	928	356	67	7	2	0	0	0	0	0	2224		
Percent	2.0%	3.1%	6.5%	27.2%	41.7%	16.0%	3.0%	0.3%	0.1%	0.0%	0.0%	0.0%	0.0%	0.0%			
AM Peak	10:00	10:00	11:00	11:00	08:00	08:00	07:00	06:00	06:00						10:00		
Vol.	11	19	30	82	99	48	11	2	1						259		
PM Peak	12:00	12:00	13:00	12:00	12:00	13:00	12:00	12:00							12:00		
Vol.	9	9	24	121	149	40	6	1							348		
Total	73	92	207	918	1707	788	123	15	3	0	0	0	0	0	3926		
Percent	1.9%	2.3%	5.3%	23.4%	43.5%	20.1%	3.1%	0.4%	0.1%	0.0%	0.0%	0.0%	0.0%	0.0%			

15th Percentile : 26 MPH
50th Percentile : 31 MPH
85th Percentile : 37 MPH
95th Percentile : 39 MPH

Stats
10 MPH Pace Speed : 26-35 MPH
Number in Pace : 2625
Percent in Pace : 66.9%
Number of Vehicles > 25 MPH : 3554
Percent of Vehicles > 25 MPH : 90.5%
Mean Speed(Average) : 32 MPH

Hasting St
Btw Hannah Ave and Centre St
Speed

Site Code: 00000001
Station ID:

Latitude: 0' 0.0000 South

A= Southbound, B= Northbound

Start Time	1	16	21	26	31	36	41	46	51	56	61	66	71	76	Total	Pace Speed	Number in Pace
	15	20	25	30	35	40	45	50	55	60	65	70	75	999			
06/13/17	*	*	*	*	*	*	*	*	*	*	*	*	*	*	*	*	*
01:00	*	*	*	*	*	*	*	*	*	*	*	*	*	*	*	*	*
02:00	*	*	*	*	*	*	*	*	*	*	*	*	*	*	*	*	*
03:00	*	*	*	*	*	*	*	*	*	*	*	*	*	*	*	*	*
04:00	*	*	*	*	*	*	*	*	*	*	*	*	*	*	*	*	*
05:00	*	*	*	*	*	*	*	*	*	*	*	*	*	*	*	*	*
06:00	*	*	*	*	*	*	*	*	*	*	*	*	*	*	*	*	*
07:00	*	*	*	*	*	*	*	*	*	*	*	*	*	*	*	*	*
08:00	*	*	*	*	*	*	*	*	*	*	*	*	*	*	*	*	*
09:00	*	*	*	*	*	*	*	*	*	*	*	*	*	*	*	*	*
10:00	*	*	*	*	*	*	*	*	*	*	*	*	*	*	*	*	*
11:00	*	*	*	*	*	*	*	*	*	*	*	*	*	*	*	*	*
12 PM	*	*	*	*	*	*	*	*	*	*	*	*	*	*	*	*	*
13:00	*	*	*	*	*	*	*	*	*	*	*	*	*	*	*	*	*
14:00	4	14	40	141	240	116	13	2	0	0	0	0	0	0	570	26-35	381
15:00	12	15	38	156	230	104	9	2	0	0	0	0	0	0	566	26-35	386
16:00	11	5	23	142	290	132	22	1	0	0	0	0	0	0	626	26-35	432
17:00	4	15	26	139	272	123	14	0	1	0	0	0	0	0	594	26-35	411
18:00	2	5	5	55	164	91	11	2	0	0	0	0	0	0	335	31-40	255
19:00	1	0	2	46	90	47	8	1	0	0	0	0	0	0	195	31-40	137
20:00	1	1	2	27	45	32	6	1	0	0	0	0	0	0	115	31-40	77
21:00	0	2	1	25	51	21	8	1	0	0	0	0	0	0	109	26-35	76
22:00	1	1	4	27	21	10	0	0	0	0	0	0	0	0	64	26-35	48
23:00	4	2	0	9	9	5	0	0	0	0	0	0	0	0	29	26-35	18
Total	40	60	141	767	1412	681	91	10	1	0	0	0	0	0	3203		
Percent	1.2%	1.9%	4.4%	23.9%	44.1%	21.3%	2.8%	0.3%	0.0%	0.0%	0.0%	0.0%	0.0%	0.0%			
AM Peak Vol.																	
PM Peak Vol.	15:00	15:00	14:00	15:00	16:00	16:00	16:00	14:00	17:00						16:00		
	12	15	40	156	290	132	22	2	1						626		

Hasting St
Btw Hannah Ave and Centre St
Speed

Site Code: 00000001
Station ID:

Latitude: 0' 0.0000 South

A= Southbound, B= Northbound

Start Time	1	16	21	26	31	36	41	46	51	56	61	66	71	76	Total	Pace Speed	Number in Pace
	15	20	25	30	35	40	45	50	55	60	65	70	75	999			
06/14/17	0	0	0	7	2	6	1	0	0	0	0	0	0	0	16	26-35	9
01:00	0	0	3	8	3	1	0	0	0	0	0	0	0	0	15	26-35	11
02:00	1	0	1	7	0	0	0	0	0	0	0	0	0	0	9	21-30	8
03:00	1	0	0	1	7	0	0	0	0	0	0	0	0	0	9	26-35	8
04:00	2	1	0	4	3	5	1	0	0	0	0	0	0	0	16	29-38	8
05:00	1	0	5	24	33	16	1	0	0	0	0	0	0	0	80	26-35	57
06:00	1	1	2	29	69	41	8	2	1	0	0	0	0	0	154	31-40	110
07:00	6	13	23	100	172	80	16	2	0	0	0	0	0	0	412	26-35	272
08:00	5	6	27	133	181	69	7	2	0	0	0	0	0	0	430	26-35	314
09:00	3	17	37	144	178	49	8	2	1	0	0	0	0	0	439	26-35	322
10:00	18	33	47	151	183	64	10	0	0	0	0	0	0	0	506	26-35	334
11:00	10	19	85	189	167	50	12	1	0	0	0	0	0	0	533	26-35	356
12 PM	13	19	31	227	242	64	8	1	0	0	0	0	0	0	605	26-35	469
13:00	6	20	46	182	206	72	6	0	0	0	0	0	0	0	538	26-35	388
14:00	6	13	46	181	221	61	7	0	0	0	0	0	0	0	535	26-35	402
15:00	0	0	5	3	0	1	0	0	0	0	0	0	0	0	9	21-30	8
16:00	*	*	*	*	*	*	*	*	*	*	*	*	*	*	*	*	*
17:00	*	*	*	*	*	*	*	*	*	*	*	*	*	*	*	*	*
18:00	*	*	*	*	*	*	*	*	*	*	*	*	*	*	*	*	*
19:00	*	*	*	*	*	*	*	*	*	*	*	*	*	*	*	*	*
20:00	*	*	*	*	*	*	*	*	*	*	*	*	*	*	*	*	*
21:00	*	*	*	*	*	*	*	*	*	*	*	*	*	*	*	*	*
22:00	*	*	*	*	*	*	*	*	*	*	*	*	*	*	*	*	*
23:00	*	*	*	*	*	*	*	*	*	*	*	*	*	*	*	*	*
Total	73	142	358	1390	1667	579	85	10	2	0	0	0	0	0	4306		
Percent	1.7%	3.3%	8.3%	32.3%	38.7%	13.4%	2.0%	0.2%	0.0%	0.0%	0.0%	0.0%	0.0%	0.0%			
AM Peak	10:00	10:00	11:00	11:00	10:00	07:00	07:00	06:00	06:00						11:00		
Vol.	18	33	85	189	183	80	16	2	1						533		
PM Peak	12:00	13:00	13:00	12:00	12:00	13:00	12:00	12:00							12:00		
Vol.	13	20	46	227	242	72	8	1							605		
Total	113	202	499	2157	3079	1260	176	20	3	0	0	0	0	0	7509		
Percent	1.5%	2.7%	6.6%	28.7%	41.0%	16.8%	2.3%	0.3%	0.0%	0.0%	0.0%	0.0%	0.0%	0.0%			

15th Percentile : 25 MPH
50th Percentile : 31 MPH
85th Percentile : 36 MPH
95th Percentile : 39 MPH

Stats
10 MPH Pace Speed : 26-35 MPH
Number in Pace : 5236
Percent in Pace : 69.7%
Number of Vehicles > 25 MPH : 6695
Percent of Vehicles > 25 MPH : 89.2%
Mean Speed(Average) : 31 MPH

Hasting St
Btw Hannah Ave and Centre St
Volume

Site Code: 0000001
Station ID:

Latitude: 0' 0.0000 South

Start Time	12-Jun-17 Mon	13-Jun-17 Tue	14-Jun-17 Wed	15-Jun-17 Thu	16-Jun-17 Fri	Weekday Average	17-Jun-17 Sat	18-Jun-17 Sun
12:00 AM	*	*	16	*	*	16	*	*
01:00	*	*	15	*	*	15	*	*
02:00	*	*	9	*	*	9	*	*
03:00	*	*	9	*	*	9	*	*
04:00	*	*	16	*	*	16	*	*
05:00	*	*	80	*	*	80	*	*
06:00	*	*	154	*	*	154	*	*
07:00	*	*	412	*	*	412	*	*
08:00	*	*	430	*	*	430	*	*
09:00	*	*	439	*	*	439	*	*
10:00	*	*	506	*	*	506	*	*
11:00	*	*	533	*	*	533	*	*
12:00 PM	*	*	605	*	*	605	*	*
01:00	*	*	538	*	*	538	*	*
02:00	*	570	535	*	*	552	*	*
03:00	*	566	9	*	*	288	*	*
04:00	*	626	*	*	*	626	*	*
05:00	*	594	*	*	*	594	*	*
06:00	*	335	*	*	*	335	*	*
07:00	*	195	*	*	*	195	*	*
08:00	*	115	*	*	*	115	*	*
09:00	*	109	*	*	*	109	*	*
10:00	*	64	*	*	*	64	*	*
11:00	*	29	*	*	*	29	*	*
Total	0	3203	4306	0	0		0	0
Percentage	0.0%	48.0%	64.6%	0.0%	0.0%		0.0%	0.0%
AM Peak	-	-	11:00	-	-	-	-	-
Vol.	-	-	533	-	-	-	-	-
PM Peak	-	16:00	12:00	-	-	-	-	-
Vol.	-	626	605	-	-	-	-	-
Total		3203	4306					

Speed Enforcement Evaluator

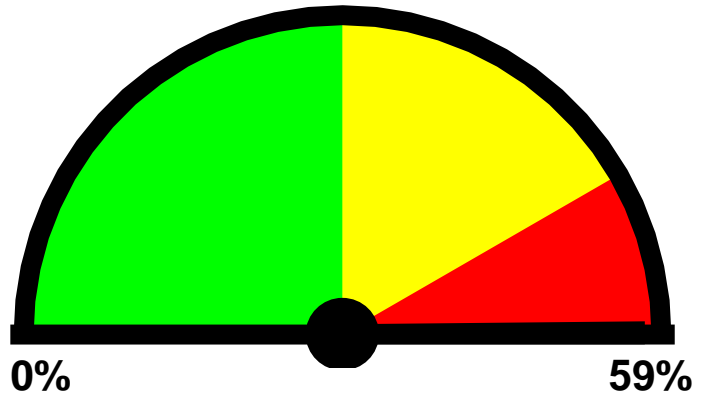
Location:
Hasting St

**Total Percentage of
 Enforceable Violations**

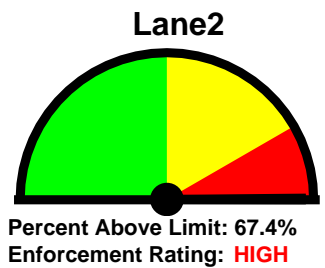
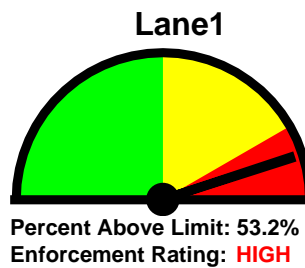
GPS:
 0' 0.0000 South
 0' 0.0000 East

Closest Cross Street:
 Btw Hannah and Centre St

Analysis Dates:
 Tuesday, June 13, 2017
 Wednesday, June 14, 2017



0% **59%**
Posted Speed Limit: 25 MPH
Enforcement Tolerance: 5 MPH
Enforcement Limit: 31 MPH & Up
Percentage Above Limit: 60.6%
Enforcement Rating: **HIGH**



Combined

1-5	6-10	11-15	16-20	21-25	26-30	31-35	36-40	41-45	46-50	51-55	56-60	61-65	>65
0	9	82	202	499	2157	3079	1260	176	20	3	0	0	0

85 percentile = 35

Lane1

1-5	6-10	11-15	16-20	21-25	26-30	31-35	36-40	41-45	46-50	51-55	56-60	61-65	>65
0	6	27	110	292	1239	1372	472	53	5	0	0	0	0

85 percentile = 35

Lane2

1-5	6-10	11-15	16-20	21-25	26-30	31-35	36-40	41-45	46-50	51-55	56-60	61-65	>65
0	3	55	92	207	918	1707	788	123	15	3	0	0	0

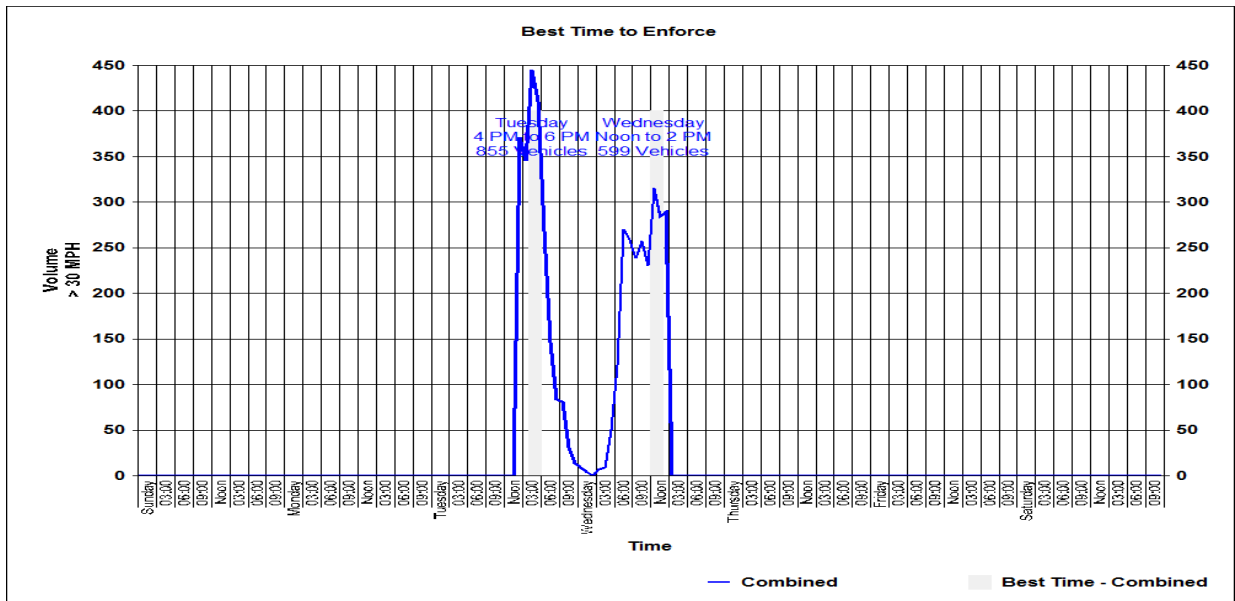
85 percentile = 36

Best Times for Enforcement

Location:
Hasting St
Closest Cross Street:
 Btw Hannah and Centre St

Analysis Dates:
 Tuesday, June 13, 2017
 Wednesday, June 14, 2017

- Sun**
- Mon**
- Tue** **Combined: 4 PM to 6 PM**
 Lane1: 4 PM to 6 PM
 Lane2: 4 PM to 6 PM
- Wed** **Combined: Noon to 2 PM**
 Lane1: 1 PM to 3 PM
 Lane2: Noon to 2 PM
- Thu**
- Fri**
- Sat**



Hasting St
Btw Hannah Ave and Centre St
Speed

