



Multi-Way Stop for the Intersection of
Lake Ave and 10th St (West)
City Engineering Department
August 2017

Criteria for Multi-Way Stop Installation

Based on MUTCD 2009 Edition Standards

Criterion 1: Crash Experience

This criterion is **not satisfied** because there was only 1 accident at this intersection in the past 12 months that could have been prevented by a Multi-Way Stop.

Criterion 2: 8-hour Vehicular Volume

This criterion is **not satisfied** because the vehicles per hour entering the intersection of Lake Ave and 10th St coming from Lake Ave is 262, which does exceed the required minimum 300 vehicles per hour for any 8 hours of an average day. The vehicle per hour entering the intersection from 10th St is 173, which does not exceed the required minimum 200 vehicles per hour for the same 8 hours.

Criterion 3: Major Road Approach Speed

This criterion is **not satisfied** because the 85th-percentile approach speed of traffic on Lake Ave is 27 mph, which does not exceed the required minimum of 40 mph. However, it should be noted that 29.1% of the traffic on Lake Ave was over the posted limit, with a mean speed of 22 mph both directions, 21 mph southbound, and 23 mph northbound.

Additional Notes:

Based on MUTCD 2009 standards none of the criteria's are satisfied for Multi-way stop Installation.

Prepared By: Abhishek Deora
Abhishek Deora, Engineering Aide

Date: 08/28/17

Reviewed By: Jonathan Hodge

Date: 9-6-17

Encl:



10th Street
Btw Cass St and Lake St
Speed

Site Code: 00000001
Station ID:

Latitude: 0' 0.0000 South

A= Westbound

Start Time	1	16	21	26	31	36	41	46	51	56	61	66	71	76	Total	Pace Speed	Number in Pace
	15	20	25	30	35	40	45	50	55	60	65	70	75	999			
06/08/17	*	*	*	*	*	*	*	*	*	*	*	*	*	*	*	*	*
01:00	*	*	*	*	*	*	*	*	*	*	*	*	*	*	*	*	*
02:00	*	*	*	*	*	*	*	*	*	*	*	*	*	*	*	*	*
03:00	*	*	*	*	*	*	*	*	*	*	*	*	*	*	*	*	*
04:00	*	*	*	*	*	*	*	*	*	*	*	*	*	*	*	*	*
05:00	*	*	*	*	*	*	*	*	*	*	*	*	*	*	*	*	*
06:00	*	*	*	*	*	*	*	*	*	*	*	*	*	*	*	*	*
07:00	*	*	*	*	*	*	*	*	*	*	*	*	*	*	*	*	*
08:00	*	*	*	*	*	*	*	*	*	*	*	*	*	*	*	*	*
09:00	*	*	*	*	*	*	*	*	*	*	*	*	*	*	*	*	*
10:00	*	*	*	*	*	*	*	*	*	*	*	*	*	*	*	*	*
11:00	*	*	*	*	*	*	*	*	*	*	*	*	*	*	*	*	*
12 PM	*	*	*	*	*	*	*	*	*	*	*	*	*	*	*	*	*
13:00	*	*	*	*	*	*	*	*	*	*	*	*	*	*	*	*	*
14:00	*	*	*	*	*	*	*	*	*	*	*	*	*	*	*	*	*
15:00	4	25	19	3	1	0	0	0	0	0	0	0	0	0	52	16-25	44
16:00	9	21	16	4	1	0	0	0	0	0	0	0	0	0	51	16-25	37
17:00	10	30	23	5	1	0	0	0	0	0	0	0	0	0	69	16-25	53
18:00	9	13	14	3	0	0	0	0	0	0	0	0	0	0	39	16-25	27
19:00	13	13	13	5	0	0	0	0	0	0	0	0	0	0	44	16-25	26
20:00	10	9	10	0	0	0	0	0	0	0	0	0	0	0	29	16-25	19
21:00	1	6	2	1	0	0	0	0	0	0	0	0	0	0	10	16-25	8
22:00	0	0	2	1	0	0	0	0	0	0	0	0	0	0	3	19-28	3
23:00	2	0	0	1	0	0	0	0	0	0	0	0	0	0	3	8-17	1
Total	58	117	99	23	3	0	0	0	0	0	0	0	0	0	300		
Percent	19.3%	39.0%	33.0%	7.7%	1.0%	0.0%	0.0%	0.0%	0.0%	0.0%	0.0%	0.0%	0.0%	0.0%			
AM Peak Vol.																	
PM Peak Vol.	19:00	17:00	17:00	17:00	15:00										17:00		
	13	30	23	5	1										69		

10th Street
Btw Cass St and Lake St
Speed

Site Code: 00000001
Station ID:

Latitude: 0' 0.0000 South

A= Westbound

Start Time	1	16	21	26	31	36	41	46	51	56	61	66	71	76	Total	Pace Speed	Number in Pace
	15	20	25	30	35	40	45	50	55	60	65	70	75	999			
06/09/17	1	0	0	1	0	0	0	0	0	0	0	0	0	0	2	*	1
01:00	0	1	0	0	0	0	0	0	0	0	0	0	0	0	1	9-18	1
02:00	0	1	0	0	0	0	0	0	0	0	0	0	0	0	1	9-18	1
03:00	0	0	0	0	0	0	0	0	0	0	0	0	0	0	0	*	*
04:00	0	0	0	0	0	0	0	0	0	0	0	0	0	0	0	*	*
05:00	1	0	0	1	0	0	0	0	0	0	0	0	0	0	2	*	1
06:00	3	7	9	1	0	0	0	0	0	0	0	0	0	0	20	16-25	16
07:00	21	42	8	0	0	0	0	0	0	0	0	0	0	0	71	14-23	50
08:00	46	32	10	0	0	0	0	0	0	0	0	0	0	0	88	11-20	47
09:00	23	27	23	1	0	0	0	0	0	0	0	0	0	0	74	16-25	50
10:00	9	18	17	7	0	0	0	0	0	0	0	0	0	0	51	16-25	35
11:00	21	28	21	5	0	0	0	0	0	0	0	0	0	0	75	16-25	49
12 PM	18	24	22	7	0	0	0	0	0	0	0	0	0	0	71	16-25	46
13:00	25	23	19	2	0	0	0	0	0	0	0	0	0	0	69	16-25	42
14:00	14	33	14	9	1	0	0	0	0	0	0	0	0	0	71	16-25	47
15:00	9	12	7	2	0	0	0	0	0	0	0	0	0	0	30	16-25	19
16:00	*	*	*	*	*	*	*	*	*	*	*	*	*	*	*	*	*
17:00	*	*	*	*	*	*	*	*	*	*	*	*	*	*	*	*	*
18:00	*	*	*	*	*	*	*	*	*	*	*	*	*	*	*	*	*
19:00	*	*	*	*	*	*	*	*	*	*	*	*	*	*	*	*	*
20:00	*	*	*	*	*	*	*	*	*	*	*	*	*	*	*	*	*
21:00	*	*	*	*	*	*	*	*	*	*	*	*	*	*	*	*	*
22:00	*	*	*	*	*	*	*	*	*	*	*	*	*	*	*	*	*
23:00	*	*	*	*	*	*	*	*	*	*	*	*	*	*	*	*	*
Total	191	248	150	36	1	0	0	0	0	0	0	0	0	0	626		
Percent	30.5%	39.6%	24.0%	5.8%	0.2%	0.0%	0.0%	0.0%	0.0%	0.0%	0.0%	0.0%	0.0%	0.0%			
AM Peak	08:00	07:00	09:00	10:00											08:00		
Vol.	46	42	23	7											88		
PM Peak	13:00	14:00	12:00	14:00	14:00										12:00		
Vol.	25	33	22	9	1										71		
Total	249	365	249	59	4	0	0	0	0	0	0	0	0	0	926		
Percent	26.9%	39.4%	26.9%	6.4%	0.4%	0.0%	0.0%	0.0%	0.0%	0.0%	0.0%	0.0%	0.0%	0.0%			

15th Percentile : 8 MPH
50th Percentile : 17 MPH
85th Percentile : 23 MPH
95th Percentile : 26 MPH

Stats
10 MPH Pace Speed : 16-25 MPH
Number in Pace : 614
Percent in Pace : 66.3%
Number of Vehicles > 25 MPH : 63
Percent of Vehicles > 25 MPH : 6.8%
Mean Speed(Average) : 17 MPH

10th Street
Btw Cass St and Lake St
Speed

Site Code: 00000001
Station ID:

Latitude: 0' 0.0000 South

B= Eastbound

Start Time	1	16	21	26	31	36	41	46	51	56	61	66	71	76	Total	Pace Speed	Number in Pace
	15	20	25	30	35	40	45	50	55	60	65	70	75	999			
06/08/17	*	*	*	*	*	*	*	*	*	*	*	*	*	*	*	*	*
01:00	*	*	*	*	*	*	*	*	*	*	*	*	*	*	*	*	*
02:00	*	*	*	*	*	*	*	*	*	*	*	*	*	*	*	*	*
03:00	*	*	*	*	*	*	*	*	*	*	*	*	*	*	*	*	*
04:00	*	*	*	*	*	*	*	*	*	*	*	*	*	*	*	*	*
05:00	*	*	*	*	*	*	*	*	*	*	*	*	*	*	*	*	*
06:00	*	*	*	*	*	*	*	*	*	*	*	*	*	*	*	*	*
07:00	*	*	*	*	*	*	*	*	*	*	*	*	*	*	*	*	*
08:00	*	*	*	*	*	*	*	*	*	*	*	*	*	*	*	*	*
09:00	*	*	*	*	*	*	*	*	*	*	*	*	*	*	*	*	*
10:00	*	*	*	*	*	*	*	*	*	*	*	*	*	*	*	*	*
11:00	*	*	*	*	*	*	*	*	*	*	*	*	*	*	*	*	*
12 PM	*	*	*	*	*	*	*	*	*	*	*	*	*	*	*	*	*
13:00	*	*	*	*	*	*	*	*	*	*	*	*	*	*	*	*	*
14:00	*	*	*	*	*	*	*	*	*	*	*	*	*	*	*	*	*
15:00	6	17	31	8	1	0	0	0	0	0	0	0	0	0	63	16-25	48
16:00	6	12	25	11	3	0	0	0	0	0	0	0	0	0	57	16-25	37
17:00	11	16	27	14	1	0	0	0	0	0	0	0	0	0	69	16-25	43
18:00	13	14	8	4	2	0	0	0	0	0	0	0	0	0	41	16-25	22
19:00	8	20	13	7	0	1	0	0	0	0	0	0	0	0	49	16-25	33
20:00	3	11	17	10	0	0	0	0	0	0	0	0	0	0	41	16-25	28
21:00	1	5	10	1	2	0	0	0	0	0	0	0	0	0	19	16-25	15
22:00	0	2	3	1	1	0	0	0	0	0	0	0	0	0	7	16-25	5
23:00	0	0	1	0	0	0	0	0	0	0	0	0	0	0	1	14-23	1
Total	48	97	135	56	10	1	0	0	0	0	0	0	0	0	347		
Percent	13.8%	28.0%	38.9%	16.1%	2.9%	0.3%	0.0%	0.0%	0.0%	0.0%	0.0%	0.0%	0.0%	0.0%			
AM Peak Vol.																	
PM Peak Vol.	18:00	19:00	15:00	17:00	16:00	19:00									17:00		
	13	20	31	14	3	1									69		

Lake St
Btw 10th St and 11th St
Speed

Site Code: 00000001
Station ID:

Latitude: 0' 0.000 South

B= Northbound

Start Time	1	16	21	26	31	36	41	46	51	56	61	66	71	76	Total	Pace Speed	Number in Pace
	15	20	25	30	35	40	45	50	55	60	65	70	75	999			
06/22/17	0	1	1	0	1	0	0	0	0	0	0	0	0	0	3	14-23	2
01:00	1	2	3	0	0	0	0	0	0	0	0	0	0	0	6	16-25	5
02:00	0	0	1	0	0	0	0	0	0	0	0	0	0	0	1	14-23	1
03:00	0	2	0	2	0	0	0	0	0	0	0	0	0	0	4	10-19	2
04:00	1	2	0	0	0	0	0	0	0	0	0	0	0	0	3	15-24	2
05:00	15	9	3	3	1	0	0	0	0	0	0	0	0	0	31	11-20	14
06:00	25	10	5	8	5	0	0	0	0	0	0	0	0	0	53	11-20	18
07:00	0	10	19	23	7	1	0	0	0	0	0	0	0	0	60	21-30	42
08:00	3	12	28	46	9	0	0	0	0	0	0	0	0	0	98	21-30	74
09:00	5	20	33	36	7	1	0	0	0	0	0	0	0	0	102	21-30	69
10:00	2	20	45	10	4	1	0	0	0	0	0	0	0	0	82	16-25	65
11:00	*	*	*	*	*	*	*	*	*	*	*	*	*	*	*	*	*
12 PM	*	*	*	*	*	*	*	*	*	*	*	*	*	*	*	*	*
13:00	*	*	*	*	*	*	*	*	*	*	*	*	*	*	*	*	*
14:00	*	*	*	*	*	*	*	*	*	*	*	*	*	*	*	*	*
15:00	*	*	*	*	*	*	*	*	*	*	*	*	*	*	*	*	*
16:00	*	*	*	*	*	*	*	*	*	*	*	*	*	*	*	*	*
17:00	*	*	*	*	*	*	*	*	*	*	*	*	*	*	*	*	*
18:00	*	*	*	*	*	*	*	*	*	*	*	*	*	*	*	*	*
19:00	*	*	*	*	*	*	*	*	*	*	*	*	*	*	*	*	*
20:00	*	*	*	*	*	*	*	*	*	*	*	*	*	*	*	*	*
21:00	*	*	*	*	*	*	*	*	*	*	*	*	*	*	*	*	*
22:00	*	*	*	*	*	*	*	*	*	*	*	*	*	*	*	*	*
23:00	*	*	*	*	*	*	*	*	*	*	*	*	*	*	*	*	*
Total	52	88	138	128	34	3	0	0	0	0	0	0	0	0	443		
Percent	11.7%	19.9%	31.2%	28.9%	7.7%	0.7%	0.0%	0.0%	0.0%	0.0%	0.0%	0.0%	0.0%	0.0%			
AM Peak	06:00	09:00	10:00	08:00	08:00	07:00										09:00	
Vol.	25	20	45	46	9	1										102	
PM Peak																	
Vol.																	
Total	99	302	658	479	91	9	0	0	0	0	0	0	0	0	1638		
Percent	6.0%	18.4%	40.2%	29.2%	5.6%	0.5%	0.0%	0.0%	0.0%	0.0%	0.0%	0.0%	0.0%	0.0%			

15th Percentile : 17 MPH
50th Percentile : 23 MPH
85th Percentile : 28 MPH
95th Percentile : 30 MPH

Stats
10 MPH Pace Speed : 21-30 MPH
Number in Pace : 1137
Percent in Pace : 69.4%
Number of Vehicles > 25 MPH : 579
Percent of Vehicles > 25 MPH : 35.3%
Mean Speed(Average) : 23 MPH

Lake St
Btw 10th St and 11th St
Speed

Site Code: 00000001
Station ID:

Latitude: 0' 0.000 South

A= Southbound, B= Northbound

Start Time	1	16	21	26	31	36	41	46	51	56	61	66	71	76	Total	Pace Speed	Number in Pace
06/21/17	*	*	*	*	*	*	*	*	*	*	*	*	*	*	*	*	*
01:00	*	*	*	*	*	*	*	*	*	*	*	*	*	*	*	*	*
02:00	*	*	*	*	*	*	*	*	*	*	*	*	*	*	*	*	*
03:00	*	*	*	*	*	*	*	*	*	*	*	*	*	*	*	*	*
04:00	*	*	*	*	*	*	*	*	*	*	*	*	*	*	*	*	*
05:00	*	*	*	*	*	*	*	*	*	*	*	*	*	*	*	*	*
06:00	*	*	*	*	*	*	*	*	*	*	*	*	*	*	*	*	*
07:00	*	*	*	*	*	*	*	*	*	*	*	*	*	*	*	*	*
08:00	*	*	*	*	*	*	*	*	*	*	*	*	*	*	*	*	*
09:00	*	*	*	*	*	*	*	*	*	*	*	*	*	*	*	*	*
10:00	17	46	79	30	5	2	0	0	0	0	0	0	0	0	179	16-25	125
11:00	11	49	103	53	4	0	0	0	0	0	0	0	0	0	220	21-30	156
12 PM	23	77	100	52	8	2	0	0	0	0	0	0	0	0	262	16-25	177
13:00	9	45	101	51	7	0	0	0	0	0	0	0	0	0	213	21-30	152
14:00	16	42	83	42	5	0	0	0	0	0	0	0	0	0	188	21-30	125
15:00	3	63	86	50	4	1	0	0	0	0	0	0	0	0	207	16-25	149
16:00	20	42	90	67	15	1	0	0	0	0	0	0	0	0	235	21-30	157
17:00	16	47	108	58	15	0	0	0	0	0	0	0	0	0	244	21-30	166
18:00	11	26	75	48	4	0	0	0	0	0	0	0	0	0	164	21-30	123
19:00	10	28	26	23	6	0	0	0	0	0	0	0	0	0	93	16-25	54
20:00	10	14	29	24	4	0	0	0	0	0	0	0	0	0	81	21-30	53
21:00	9	7	38	22	0	0	0	0	0	0	0	0	0	0	76	21-30	60
22:00	2	7	13	7	0	0	0	0	0	0	0	0	0	0	29	16-25	20
23:00	1	7	4	5	4	0	0	0	0	0	0	0	0	0	21	16-25	11
Total	158	500	935	532	81	6	0	0	0	0	0	0	0	0	2212		
Percent	7.1%	22.6%	42.3%	24.1%	3.7%	0.3%	0.0%	0.0%	0.0%	0.0%	0.0%	0.0%	0.0%	0.0%			
AM Peak	10:00	11:00	11:00	11:00	10:00	10:00									11:00		
Vol.	17	49	103	53	5	2									220		
PM Peak	12:00	12:00	17:00	16:00	16:00	12:00									12:00		
Vol.	23	77	108	67	15	2									262		

Lake St
Btw 10th St and 11th St
Speed

Site Code: 00000001
Station ID:

Latitude: 0' 0.000 South

A= Southbound, B= Northbound

Start Time	1	16	21	26	31	36	41	46	51	56	61	66	71	76	Total	Pace Speed	Number in Pace
06/22/17	2	2	1	0	1	0	0	0	0	0	0	0	0	0	6	16-25	3
01:00	1	2	3	0	0	0	0	0	0	0	0	0	0	0	6	16-25	5
02:00	0	0	2	0	0	0	0	0	0	0	0	0	0	0	2	15-24	2
03:00	1	3	1	2	0	0	0	0	0	0	0	0	0	0	7	16-25	4
04:00	2	2	1	0	0	0	0	0	0	0	0	0	0	0	5	16-25	3
05:00	16	10	5	4	2	0	0	0	0	0	0	0	0	0	37	15-24	15
06:00	26	13	12	13	5	1	0	0	0	0	0	0	0	0	70	21-30	25
07:00	4	19	49	42	9	1	0	0	0	0	0	0	0	0	124	21-30	91
08:00	10	30	47	58	11	0	0	0	0	0	0	0	0	0	156	21-30	105
09:00	13	43	49	49	8	1	0	0	0	0	0	0	0	0	163	21-30	98
10:00	6	36	74	21	5	1	0	0	0	0	0	0	0	0	143	16-25	110
11:00	*	*	*	*	*	*	*	*	*	*	*	*	*	*	*	*	*
12 PM	*	*	*	*	*	*	*	*	*	*	*	*	*	*	*	*	*
13:00	*	*	*	*	*	*	*	*	*	*	*	*	*	*	*	*	*
14:00	*	*	*	*	*	*	*	*	*	*	*	*	*	*	*	*	*
15:00	*	*	*	*	*	*	*	*	*	*	*	*	*	*	*	*	*
16:00	*	*	*	*	*	*	*	*	*	*	*	*	*	*	*	*	*
17:00	*	*	*	*	*	*	*	*	*	*	*	*	*	*	*	*	*
18:00	*	*	*	*	*	*	*	*	*	*	*	*	*	*	*	*	*
19:00	*	*	*	*	*	*	*	*	*	*	*	*	*	*	*	*	*
20:00	*	*	*	*	*	*	*	*	*	*	*	*	*	*	*	*	*
21:00	*	*	*	*	*	*	*	*	*	*	*	*	*	*	*	*	*
22:00	*	*	*	*	*	*	*	*	*	*	*	*	*	*	*	*	*
23:00	*	*	*	*	*	*	*	*	*	*	*	*	*	*	*	*	*
Total	81	160	244	189	41	4	0	0	0	0	0	0	0	0	719		
Percent	11.3%	22.3%	33.9%	26.3%	5.7%	0.6%	0.0%	0.0%	0.0%	0.0%	0.0%	0.0%	0.0%	0.0%			
AM Peak	06:00	09:00	10:00	08:00	08:00	06:00									09:00		
Vol.	26	43	74	58	11	1									163		
PM Peak																	
Vol.																	
Total	239	660	1179	721	122	10	0	0	0	0	0	0	0	0	2931		
Percent	8.2%	22.5%	40.2%	24.6%	4.2%	0.3%	0.0%	0.0%	0.0%	0.0%	0.0%	0.0%	0.0%	0.0%			

15th Percentile : 16 MPH
50th Percentile : 22 MPH
85th Percentile : 27 MPH
95th Percentile : 29 MPH

Stats
10 MPH Pace Speed : 21-30 MPH
Number in Pace : 1900
Percent in Pace : 64.8%
Number of Vehicles > 25 MPH : 853
Percent of Vehicles > 25 MPH : 29.1%
Mean Speed(Average) : 22 MPH

10th Street
Btw Cass St and Lake St
Speed

Site Code: 00000001
Station ID:

Latitude: 0' 0.0000 South

B= Eastbound

Start Time	1	16	21	26	31	36	41	46	51	56	61	66	71	76	Total	Pace Speed	Number in Pace
	15	20	25	30	35	40	45	50	55	60	65	70	75	999			
06/09/17	0	0	0	1	0	0	0	0	0	0	0	0	0	0	1	19-28	1
01:00	0	0	0	0	0	0	0	0	0	0	0	0	0	0	0	*	*
02:00	0	0	1	1	0	0	0	0	0	0	0	0	0	0	2	19-28	2
03:00	0	0	0	0	0	0	0	0	0	0	0	0	0	0	0	*	*
04:00	0	0	1	0	0	0	0	0	0	0	0	0	0	0	1	14-23	1
05:00	1	1	2	0	0	0	0	0	0	0	0	0	0	0	4	15-24	3
06:00	2	5	2	1	0	0	0	0	0	0	0	0	0	0	10	16-25	7
07:00	21	14	10	5	0	0	0	0	0	0	0	0	0	0	50	16-25	24
08:00	18	20	11	1	1	0	0	0	0	0	0	0	0	0	51	16-25	31
09:00	17	17	18	4	0	0	0	0	0	0	0	0	0	0	56	16-25	35
10:00	16	13	20	10	0	0	0	0	0	0	0	0	0	0	59	16-25	33
11:00	21	14	13	6	2	0	0	0	0	0	0	0	0	0	56	16-25	27
12 PM	18	33	32	19	0	0	0	0	0	0	0	0	0	0	102	16-25	65
13:00	12	18	30	12	3	0	0	0	0	0	0	0	0	0	75	16-25	48
14:00	16	19	27	12	1	0	0	0	0	0	0	0	0	0	75	16-25	46
15:00	6	7	19	4	0	0	0	0	0	0	0	0	0	0	36	16-25	26
16:00	*	*	*	*	*	*	*	*	*	*	*	*	*	*	*	*	*
17:00	*	*	*	*	*	*	*	*	*	*	*	*	*	*	*	*	*
18:00	*	*	*	*	*	*	*	*	*	*	*	*	*	*	*	*	*
19:00	*	*	*	*	*	*	*	*	*	*	*	*	*	*	*	*	*
20:00	*	*	*	*	*	*	*	*	*	*	*	*	*	*	*	*	*
21:00	*	*	*	*	*	*	*	*	*	*	*	*	*	*	*	*	*
22:00	*	*	*	*	*	*	*	*	*	*	*	*	*	*	*	*	*
23:00	*	*	*	*	*	*	*	*	*	*	*	*	*	*	*	*	*
Total	148	161	186	76	7	0	0	0	0	0	0	0	0	0	578		
Percent	25.6%	27.9%	32.2%	13.1%	1.2%	0.0%	0.0%	0.0%	0.0%	0.0%	0.0%	0.0%	0.0%	0.0%			
AM Peak	07:00	08:00	10:00	10:00	11:00										10:00		
Vol.	21	20	20	10	2										59		
PM Peak	12:00	12:00	12:00	12:00	13:00										12:00		
Vol.	18	33	32	19	3										102		
Total	196	258	321	132	17	1	0	0	0	0	0	0	0	0	925		
Percent	21.2%	27.9%	34.7%	14.3%	1.8%	0.1%	0.0%	0.0%	0.0%	0.0%	0.0%	0.0%	0.0%	0.0%			

15th Percentile : 10 MPH
50th Percentile : 20 MPH
85th Percentile : 25 MPH
95th Percentile : 28 MPH

Stats
10 MPH Pace Speed : 16-25 MPH
Number in Pace : 579
Percent in Pace : 62.6%
Number of Vehicles > 25 MPH : 150
Percent of Vehicles > 25 MPH : 16.2%
Mean Speed(Average) : 19 MPH

10th Street
Btw Cass St and Lake St
Speed

Site Code: 00000001
Station ID:

Latitude: 0' 0.0000 South

A= Westbound, B= Eastbound

Start Time	1	16	21	26	31	36	41	46	51	56	61	66	71	76	Total	Pace Speed	Number in Pace
06/08/17	*	*	*	*	*	*	*	*	*	*	*	*	*	*	*	*	*
01:00	*	*	*	*	*	*	*	*	*	*	*	*	*	*	*	*	*
02:00	*	*	*	*	*	*	*	*	*	*	*	*	*	*	*	*	*
03:00	*	*	*	*	*	*	*	*	*	*	*	*	*	*	*	*	*
04:00	*	*	*	*	*	*	*	*	*	*	*	*	*	*	*	*	*
05:00	*	*	*	*	*	*	*	*	*	*	*	*	*	*	*	*	*
06:00	*	*	*	*	*	*	*	*	*	*	*	*	*	*	*	*	*
07:00	*	*	*	*	*	*	*	*	*	*	*	*	*	*	*	*	*
08:00	*	*	*	*	*	*	*	*	*	*	*	*	*	*	*	*	*
09:00	*	*	*	*	*	*	*	*	*	*	*	*	*	*	*	*	*
10:00	*	*	*	*	*	*	*	*	*	*	*	*	*	*	*	*	*
11:00	*	*	*	*	*	*	*	*	*	*	*	*	*	*	*	*	*
12 PM	*	*	*	*	*	*	*	*	*	*	*	*	*	*	*	*	*
13:00	*	*	*	*	*	*	*	*	*	*	*	*	*	*	*	*	*
14:00	*	*	*	*	*	*	*	*	*	*	*	*	*	*	*	*	*
15:00	10	42	50	11	2	0	0	0	0	0	0	0	0	0	115	16-25	92
16:00	15	33	41	15	4	0	0	0	0	0	0	0	0	0	108	16-25	74
17:00	21	46	50	19	2	0	0	0	0	0	0	0	0	0	138	16-25	96
18:00	22	27	22	7	2	0	0	0	0	0	0	0	0	0	80	16-25	49
19:00	21	33	26	12	0	1	0	0	0	0	0	0	0	0	93	16-25	59
20:00	13	20	27	10	0	0	0	0	0	0	0	0	0	0	70	16-25	47
21:00	2	11	12	2	2	0	0	0	0	0	0	0	0	0	29	16-25	23
22:00	0	2	5	2	1	0	0	0	0	0	0	0	0	0	10	21-30	7
23:00	2	0	1	1	0	0	0	0	0	0	0	0	0	0	4	19-28	2
Total	106	214	234	79	13	1	0	0	0	0	0	0	0	0	647		
Percent	16.4%	33.1%	36.2%	12.2%	2.0%	0.2%	0.0%	0.0%	0.0%	0.0%	0.0%	0.0%	0.0%	0.0%			
AM Peak Vol.																	
PM Peak Vol.	18:00	17:00	15:00	17:00	16:00	19:00									17:00		
	22	46	50	19	4	1									138		

10th Street
Btw Cass St and Lake St
Speed

Site Code: 00000001
Station ID:

Latitude: 0' 0.0000 South

Start Time	05-Jun-17 Mon	06-Jun-17 Tue	07-Jun-17 Wed	08-Jun-17 Thu	09-Jun-17 Fri	Weekday Average	10-Jun-17 Sat	11-Jun-17 Sun
12:00 AM	*	*	*	*	3	3	*	*
01:00	*	*	*	*	1	1	*	*
02:00	*	*	*	*	3	3	*	*
03:00	*	*	*	*	0	0	*	*
04:00	*	*	*	*	1	1	*	*
05:00	*	*	*	*	6	6	*	*
06:00	*	*	*	*	30	30	*	*
07:00	*	*	*	*	121	121	*	*
08:00	*	*	*	*	139	139	*	*
09:00	*	*	*	*	130	130	*	*
10:00	*	*	*	*	110	110	*	*
11:00	*	*	*	*	131	131	*	*
12:00 PM	*	*	*	*	173	173	*	*
01:00	*	*	*	*	144	144	*	*
02:00	*	*	*	*	146	146	*	*
03:00	*	*	*	115	66	90	*	*
04:00	*	*	*	108	*	108	*	*
05:00	*	*	*	138	*	138	*	*
06:00	*	*	*	80	*	80	*	*
07:00	*	*	*	93	*	93	*	*
08:00	*	*	*	70	*	70	*	*
09:00	*	*	*	29	*	29	*	*
10:00	*	*	*	10	*	10	*	*
11:00	*	*	*	4	*	4	*	*
Total	0	0	0	647	1204		0	0
Percentage	0.0%	0.0%	0.0%	36.8%	68.4%		0.0%	0.0%
AM Peak	-	-	-	-	08:00	-	-	-
Vol.	-	-	-	-	139	-	-	-
PM Peak	-	-	-	17:00	12:00	-	-	-
Vol.	-	-	-	138	173	-	-	-
Total		0	0					

Best Times for Enforcement

Location:

10th St

Closest Cross Street:

Cass St and Lake St

Analysis Dates:

Thursday, June 08, 2017

Friday, June 09, 2017

Sun

Mon

Tue

Wed

Thu

Combined: 3 PM to 5 PM

Lane1: 3 PM to 5 PM

Lane2: 3 PM to 5 PM

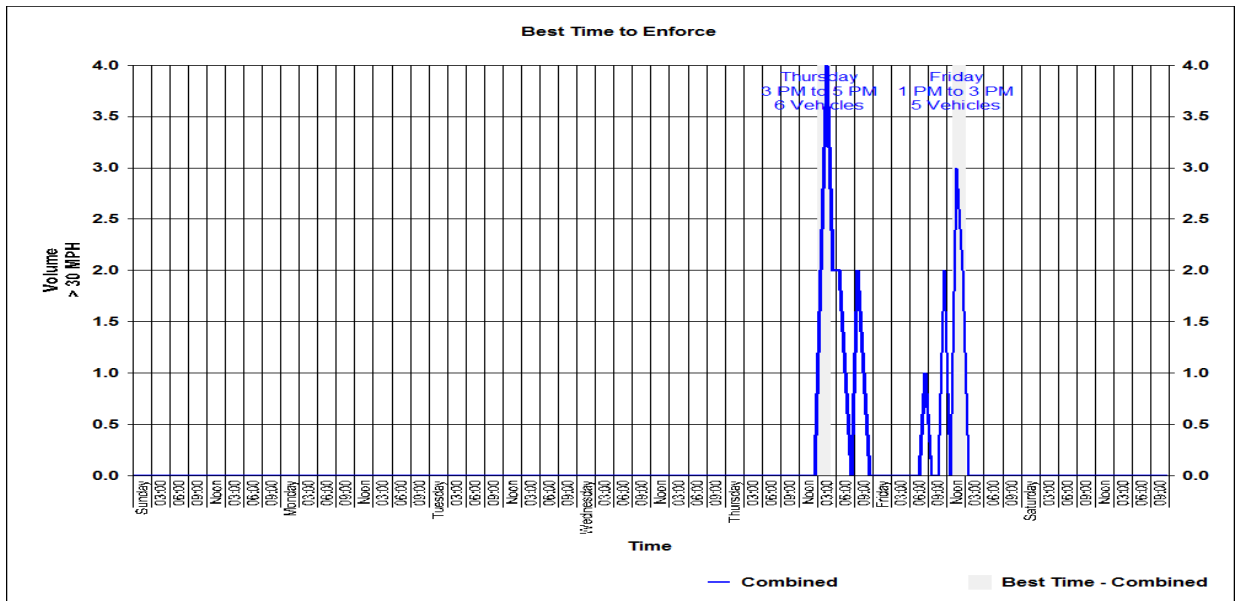
Fri

Combined: 1 PM to 3 PM

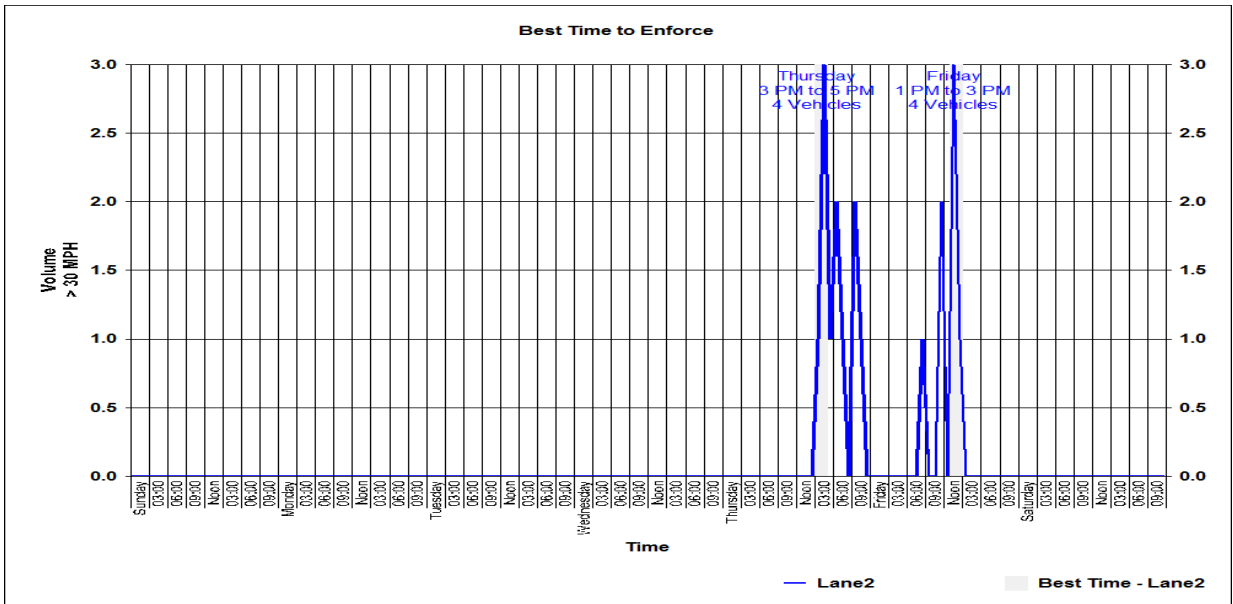
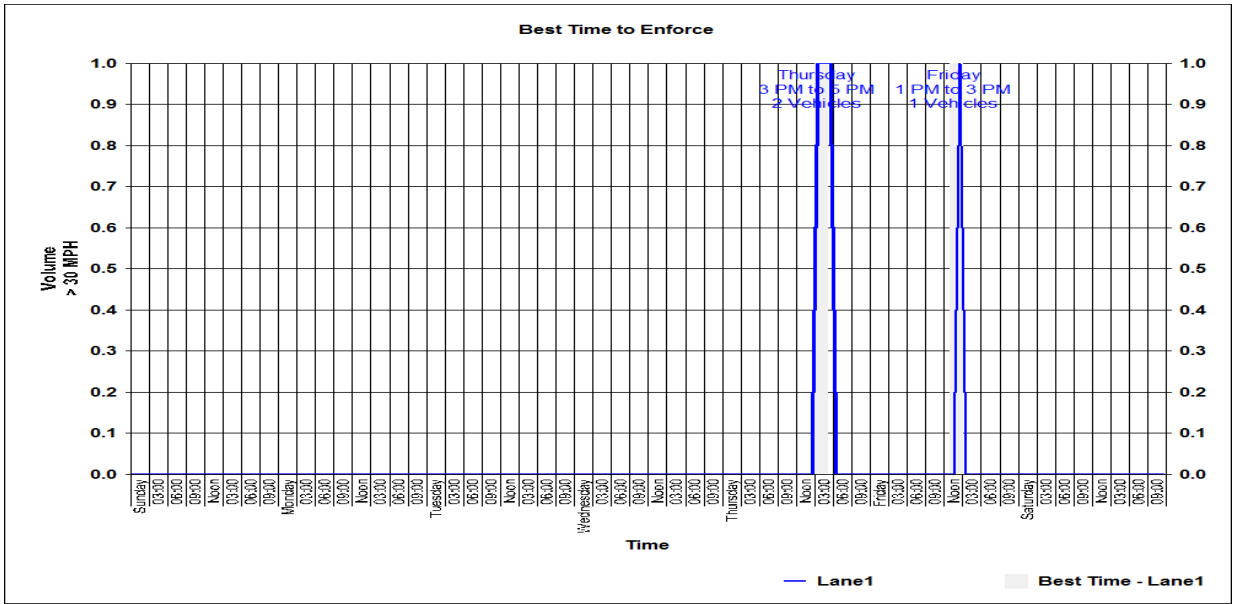
Lane1: 1 PM to 3 PM

Lane2: 1 PM to 3 PM

Sat



10th Street
Btw Cass St and Lake St
Speed



Lake St
Btw 10th St and 11th St
Speed

Site Code: 00000001
Station ID:

Latitude: 0' 0.000 South

A= Southbound

Start Time	1	16	21	26	31	36	41	46	51	56	61	66	71	76	Total	Pace Speed	Number in Pace
	15	20	25	30	35	40	45	50	55	60	65	70	75	999			
06/22/17	2	1	0	0	0	0	0	0	0	0	0	0	0	0	3	9-18	2
01:00	0	0	0	0	0	0	0	0	0	0	0	0	0	0	0	*	*
02:00	0	0	1	0	0	0	0	0	0	0	0	0	0	0	1	14-23	1
03:00	1	1	1	0	0	0	0	0	0	0	0	0	0	0	3	13-22	2
04:00	1	0	1	0	0	0	0	0	0	0	0	0	0	0	2	*	1
05:00	1	1	2	1	1	0	0	0	0	0	0	0	0	0	6	21-30	3
06:00	1	3	7	5	0	1	0	0	0	0	0	0	0	0	17	20-29	12
07:00	4	9	30	19	2	0	0	0	0	0	0	0	0	0	64	21-30	49
08:00	7	18	19	12	2	0	0	0	0	0	0	0	0	0	58	16-25	37
09:00	8	23	16	13	1	0	0	0	0	0	0	0	0	0	61	16-25	39
10:00	4	16	29	11	1	0	0	0	0	0	0	0	0	0	61	16-25	45
11:00	*	*	*	*	*	*	*	*	*	*	*	*	*	*	*	*	*
12 PM	*	*	*	*	*	*	*	*	*	*	*	*	*	*	*	*	*
13:00	*	*	*	*	*	*	*	*	*	*	*	*	*	*	*	*	*
14:00	*	*	*	*	*	*	*	*	*	*	*	*	*	*	*	*	*
15:00	*	*	*	*	*	*	*	*	*	*	*	*	*	*	*	*	*
16:00	*	*	*	*	*	*	*	*	*	*	*	*	*	*	*	*	*
17:00	*	*	*	*	*	*	*	*	*	*	*	*	*	*	*	*	*
18:00	*	*	*	*	*	*	*	*	*	*	*	*	*	*	*	*	*
19:00	*	*	*	*	*	*	*	*	*	*	*	*	*	*	*	*	*
20:00	*	*	*	*	*	*	*	*	*	*	*	*	*	*	*	*	*
21:00	*	*	*	*	*	*	*	*	*	*	*	*	*	*	*	*	*
22:00	*	*	*	*	*	*	*	*	*	*	*	*	*	*	*	*	*
23:00	*	*	*	*	*	*	*	*	*	*	*	*	*	*	*	*	*
Total	29	72	106	61	7	1	0	0	0	0	0	0	0	0	276		
Percent	10.5%	26.1%	38.4%	22.1%	2.5%	0.4%	0.0%	0.0%	0.0%	0.0%	0.0%	0.0%	0.0%	0.0%			
AM Peak	09:00	09:00	07:00	07:00	07:00	06:00										07:00	
Vol.	8	23	30	19	2	1										64	
PM Peak																	
Vol.																	
Total	140	358	521	242	31	1	0	0	0	0	0	0	0	0	1293		
Percent	10.8%	27.7%	40.3%	18.7%	2.4%	0.1%	0.0%	0.0%	0.0%	0.0%	0.0%	0.0%	0.0%	0.0%			

15th Percentile : 15 MPH
50th Percentile : 21 MPH
85th Percentile : 26 MPH
95th Percentile : 29 MPH

Stats
10 MPH Pace Speed : 16-25 MPH
Number in Pace : 879
Percent in Pace : 68.0%
Number of Vehicles > 25 MPH : 274
Percent of Vehicles > 25 MPH : 21.2%
Mean Speed(Average) : 21 MPH

Lake St
Btw 10th St and 11th St
Speed

Site Code: 00000001
Station ID:

Latitude: 0' 0.000 South

B= Northbound

Start Time	1	16	21	26	31	36	41	46	51	56	61	66	71	76	Total	Pace Speed	Number in Pace
06/21/17	*	*	*	*	*	*	*	*	*	*	*	*	*	*	*	*	*
01:00	*	*	*	*	*	*	*	*	*	*	*	*	*	*	*	*	*
02:00	*	*	*	*	*	*	*	*	*	*	*	*	*	*	*	*	*
03:00	*	*	*	*	*	*	*	*	*	*	*	*	*	*	*	*	*
04:00	*	*	*	*	*	*	*	*	*	*	*	*	*	*	*	*	*
05:00	*	*	*	*	*	*	*	*	*	*	*	*	*	*	*	*	*
06:00	*	*	*	*	*	*	*	*	*	*	*	*	*	*	*	*	*
07:00	*	*	*	*	*	*	*	*	*	*	*	*	*	*	*	*	*
08:00	*	*	*	*	*	*	*	*	*	*	*	*	*	*	*	*	*
09:00	*	*	*	*	*	*	*	*	*	*	*	*	*	*	*	*	*
10:00	2	27	41	22	3	2	0	0	0	0	0	0	0	0	97	16-25	68
11:00	2	20	60	39	1	0	0	0	0	0	0	0	0	0	122	21-30	99
12 PM	7	37	65	28	6	2	0	0	0	0	0	0	0	0	145	16-25	102
13:00	2	21	53	39	5	0	0	0	0	0	0	0	0	0	120	21-30	92
14:00	4	22	55	32	5	0	0	0	0	0	0	0	0	0	118	21-30	87
15:00	1	21	57	27	2	1	0	0	0	0	0	0	0	0	109	21-30	84
16:00	12	15	45	47	10	1	0	0	0	0	0	0	0	0	130	21-30	92
17:00	7	19	50	31	12	0	0	0	0	0	0	0	0	0	119	21-30	81
18:00	3	8	41	33	3	0	0	0	0	0	0	0	0	0	88	21-30	74
19:00	2	10	11	14	5	0	0	0	0	0	0	0	0	0	42	21-30	25
20:00	2	8	11	15	3	0	0	0	0	0	0	0	0	0	39	21-30	26
21:00	3	2	26	15	0	0	0	0	0	0	0	0	0	0	46	21-30	41
22:00	0	2	3	5	0	0	0	0	0	0	0	0	0	0	10	21-30	8
23:00	0	2	2	4	2	0	0	0	0	0	0	0	0	0	10	26-35	6
Total	47	214	520	351	57	6	0	0	0	0	0	0	0	0	1195		
Percent	3.9%	17.9%	43.5%	29.4%	4.8%	0.5%	0.0%	0.0%	0.0%	0.0%	0.0%	0.0%	0.0%	0.0%			
AM Peak	10:00	10:00	11:00	11:00	10:00	10:00									11:00		
Vol.	2	27	60	39	3	2									122		
PM Peak	16:00	12:00	12:00	16:00	17:00	12:00									12:00		
Vol.	12	37	65	47	12	2									145		

Lake St
Btw 10th St and 11th St
Speed

Site Code: 00000001
Station ID:

Latitude: 0' 0.000 South

A= Southbound

Start Time	1	16	21	26	31	36	41	46	51	56	61	66	71	76	Total	Pace Speed	Number in Pace
	15	20	25	30	35	40	45	50	55	60	65	70	75	999			
06/22/17	2	1	0	0	0	0	0	0	0	0	0	0	0	0	3	9-18	2
01:00	0	0	0	0	0	0	0	0	0	0	0	0	0	0	0	*	*
02:00	0	0	1	0	0	0	0	0	0	0	0	0	0	0	1	14-23	1
03:00	1	1	1	0	0	0	0	0	0	0	0	0	0	0	3	13-22	2
04:00	1	0	1	0	0	0	0	0	0	0	0	0	0	0	2	*	1
05:00	1	1	2	1	1	0	0	0	0	0	0	0	0	0	6	21-30	3
06:00	1	3	7	5	0	1	0	0	0	0	0	0	0	0	17	20-29	12
07:00	4	9	30	19	2	0	0	0	0	0	0	0	0	0	64	21-30	49
08:00	7	18	19	12	2	0	0	0	0	0	0	0	0	0	58	16-25	37
09:00	8	23	16	13	1	0	0	0	0	0	0	0	0	0	61	16-25	39
10:00	4	16	29	11	1	0	0	0	0	0	0	0	0	0	61	16-25	45
11:00	*	*	*	*	*	*	*	*	*	*	*	*	*	*	*	*	*
12 PM	*	*	*	*	*	*	*	*	*	*	*	*	*	*	*	*	*
13:00	*	*	*	*	*	*	*	*	*	*	*	*	*	*	*	*	*
14:00	*	*	*	*	*	*	*	*	*	*	*	*	*	*	*	*	*
15:00	*	*	*	*	*	*	*	*	*	*	*	*	*	*	*	*	*
16:00	*	*	*	*	*	*	*	*	*	*	*	*	*	*	*	*	*
17:00	*	*	*	*	*	*	*	*	*	*	*	*	*	*	*	*	*
18:00	*	*	*	*	*	*	*	*	*	*	*	*	*	*	*	*	*
19:00	*	*	*	*	*	*	*	*	*	*	*	*	*	*	*	*	*
20:00	*	*	*	*	*	*	*	*	*	*	*	*	*	*	*	*	*
21:00	*	*	*	*	*	*	*	*	*	*	*	*	*	*	*	*	*
22:00	*	*	*	*	*	*	*	*	*	*	*	*	*	*	*	*	*
23:00	*	*	*	*	*	*	*	*	*	*	*	*	*	*	*	*	*
Total	29	72	106	61	7	1	0	0	0	0	0	0	0	0	276		
Percent	10.5%	26.1%	38.4%	22.1%	2.5%	0.4%	0.0%	0.0%	0.0%	0.0%	0.0%	0.0%	0.0%	0.0%			
AM Peak	09:00	09:00	07:00	07:00	07:00	06:00										07:00	
Vol.	8	23	30	19	2	1										64	
PM Peak																	
Vol.																	
Total	140	358	521	242	31	1	0	0	0	0	0	0	0	0	1293		
Percent	10.8%	27.7%	40.3%	18.7%	2.4%	0.1%	0.0%	0.0%	0.0%	0.0%	0.0%	0.0%	0.0%	0.0%			

15th Percentile : 15 MPH
50th Percentile : 21 MPH
85th Percentile : 26 MPH
95th Percentile : 29 MPH

Stats
10 MPH Pace Speed : 16-25 MPH
Number in Pace : 879
Percent in Pace : 68.0%
Number of Vehicles > 25 MPH : 274
Percent of Vehicles > 25 MPH : 21.2%
Mean Speed(Average) : 21 MPH

Lake St
Btw 10th St and 11th St
Speed

Site Code: 00000001
Station ID:

Latitude: 0' 0.000 South

B= Northbound

Start Time	1	16	21	26	31	36	41	46	51	56	61	66	71	76	Total	Pace Speed	Number in Pace
06/21/17	*	*	*	*	*	*	*	*	*	*	*	*	*	*	*	*	*
01:00	*	*	*	*	*	*	*	*	*	*	*	*	*	*	*	*	*
02:00	*	*	*	*	*	*	*	*	*	*	*	*	*	*	*	*	*
03:00	*	*	*	*	*	*	*	*	*	*	*	*	*	*	*	*	*
04:00	*	*	*	*	*	*	*	*	*	*	*	*	*	*	*	*	*
05:00	*	*	*	*	*	*	*	*	*	*	*	*	*	*	*	*	*
06:00	*	*	*	*	*	*	*	*	*	*	*	*	*	*	*	*	*
07:00	*	*	*	*	*	*	*	*	*	*	*	*	*	*	*	*	*
08:00	*	*	*	*	*	*	*	*	*	*	*	*	*	*	*	*	*
09:00	*	*	*	*	*	*	*	*	*	*	*	*	*	*	*	*	*
10:00	2	27	41	22	3	2	0	0	0	0	0	0	0	0	97	16-25	68
11:00	2	20	60	39	1	0	0	0	0	0	0	0	0	0	122	21-30	99
12 PM	7	37	65	28	6	2	0	0	0	0	0	0	0	0	145	16-25	102
13:00	2	21	53	39	5	0	0	0	0	0	0	0	0	0	120	21-30	92
14:00	4	22	55	32	5	0	0	0	0	0	0	0	0	0	118	21-30	87
15:00	1	21	57	27	2	1	0	0	0	0	0	0	0	0	109	21-30	84
16:00	12	15	45	47	10	1	0	0	0	0	0	0	0	0	130	21-30	92
17:00	7	19	50	31	12	0	0	0	0	0	0	0	0	0	119	21-30	81
18:00	3	8	41	33	3	0	0	0	0	0	0	0	0	0	88	21-30	74
19:00	2	10	11	14	5	0	0	0	0	0	0	0	0	0	42	21-30	25
20:00	2	8	11	15	3	0	0	0	0	0	0	0	0	0	39	21-30	26
21:00	3	2	26	15	0	0	0	0	0	0	0	0	0	0	46	21-30	41
22:00	0	2	3	5	0	0	0	0	0	0	0	0	0	0	10	21-30	8
23:00	0	2	2	4	2	0	0	0	0	0	0	0	0	0	10	26-35	6
Total	47	214	520	351	57	6	0	0	0	0	0	0	0	0	1195		
Percent	3.9%	17.9%	43.5%	29.4%	4.8%	0.5%	0.0%	0.0%	0.0%	0.0%	0.0%	0.0%	0.0%	0.0%			
AM Peak	10:00	10:00	11:00	11:00	10:00	10:00									11:00		
Vol.	2	27	60	39	3	2									122		
PM Peak	16:00	12:00	12:00	16:00	17:00	12:00									12:00		
Vol.	12	37	65	47	12	2									145		

Lake St
Btw 10th St and 11th St
Speed

Site Code: 00000001
Station ID:

Latitude: 0' 0.000 South

B= Northbound

Start Time	1	16	21	26	31	36	41	46	51	56	61	66	71	76	Total	Pace Speed	Number in Pace
	15	20	25	30	35	40	45	50	55	60	65	70	75	999			
06/22/17	0	1	1	0	1	0	0	0	0	0	0	0	0	0	3	14-23	2
01:00	1	2	3	0	0	0	0	0	0	0	0	0	0	0	6	16-25	5
02:00	0	0	1	0	0	0	0	0	0	0	0	0	0	0	1	14-23	1
03:00	0	2	0	2	0	0	0	0	0	0	0	0	0	0	4	10-19	2
04:00	1	2	0	0	0	0	0	0	0	0	0	0	0	0	3	15-24	2
05:00	15	9	3	3	1	0	0	0	0	0	0	0	0	0	31	11-20	14
06:00	25	10	5	8	5	0	0	0	0	0	0	0	0	0	53	11-20	18
07:00	0	10	19	23	7	1	0	0	0	0	0	0	0	0	60	21-30	42
08:00	3	12	28	46	9	0	0	0	0	0	0	0	0	0	98	21-30	74
09:00	5	20	33	36	7	1	0	0	0	0	0	0	0	0	102	21-30	69
10:00	2	20	45	10	4	1	0	0	0	0	0	0	0	0	82	16-25	65
11:00	*	*	*	*	*	*	*	*	*	*	*	*	*	*	*	*	*
12 PM	*	*	*	*	*	*	*	*	*	*	*	*	*	*	*	*	*
13:00	*	*	*	*	*	*	*	*	*	*	*	*	*	*	*	*	*
14:00	*	*	*	*	*	*	*	*	*	*	*	*	*	*	*	*	*
15:00	*	*	*	*	*	*	*	*	*	*	*	*	*	*	*	*	*
16:00	*	*	*	*	*	*	*	*	*	*	*	*	*	*	*	*	*
17:00	*	*	*	*	*	*	*	*	*	*	*	*	*	*	*	*	*
18:00	*	*	*	*	*	*	*	*	*	*	*	*	*	*	*	*	*
19:00	*	*	*	*	*	*	*	*	*	*	*	*	*	*	*	*	*
20:00	*	*	*	*	*	*	*	*	*	*	*	*	*	*	*	*	*
21:00	*	*	*	*	*	*	*	*	*	*	*	*	*	*	*	*	*
22:00	*	*	*	*	*	*	*	*	*	*	*	*	*	*	*	*	*
23:00	*	*	*	*	*	*	*	*	*	*	*	*	*	*	*	*	*
Total	52	88	138	128	34	3	0	0	0	0	0	0	0	0	443		
Percent	11.7%	19.9%	31.2%	28.9%	7.7%	0.7%	0.0%	0.0%	0.0%	0.0%	0.0%	0.0%	0.0%	0.0%			
AM Peak	06:00	09:00	10:00	08:00	08:00	07:00										09:00	
Vol.	25	20	45	46	9	1										102	
PM Peak																	
Vol.																	
Total	99	302	658	479	91	9	0	0	0	0	0	0	0	0	1638		
Percent	6.0%	18.4%	40.2%	29.2%	5.6%	0.5%	0.0%	0.0%	0.0%	0.0%	0.0%	0.0%	0.0%	0.0%			

15th Percentile : 17 MPH
50th Percentile : 23 MPH
85th Percentile : 28 MPH
95th Percentile : 30 MPH

Stats
10 MPH Pace Speed : 21-30 MPH
Number in Pace : 1137
Percent in Pace : 69.4%
Number of Vehicles > 25 MPH : 579
Percent of Vehicles > 25 MPH : 35.3%
Mean Speed(Average) : 23 MPH

Lake St
Btw 10th St and 11th St
Count#91

Site Code: 00000001
Station ID:

Latitude: 0' 0.0000 South

Start Time	19-Jun-17 Mon	20-Jun-17 Tue	21-Jun-17 Wed	22-Jun-17 Thu	23-Jun-17 Fri	Weekday Average	24-Jun-17 Sat	25-Jun-17 Sun
12:00 AM	*	*	*	6	*	6	*	*
01:00	*	*	*	6	*	6	*	*
02:00	*	*	*	2	*	2	*	*
03:00	*	*	*	7	*	7	*	*
04:00	*	*	*	5	*	5	*	*
05:00	*	*	*	37	*	37	*	*
06:00	*	*	*	70	*	70	*	*
07:00	*	*	*	124	*	124	*	*
08:00	*	*	*	156	*	156	*	*
09:00	*	*	*	163	*	163	*	*
10:00	*	*	179	143	*	161	*	*
11:00	*	*	220	*	*	220	*	*
12:00 PM	*	*	262	*	*	262	*	*
01:00	*	*	213	*	*	213	*	*
02:00	*	*	188	*	*	188	*	*
03:00	*	*	207	*	*	207	*	*
04:00	*	*	235	*	*	235	*	*
05:00	*	*	244	*	*	244	*	*
06:00	*	*	164	*	*	164	*	*
07:00	*	*	93	*	*	93	*	*
08:00	*	*	81	*	*	81	*	*
09:00	*	*	76	*	*	76	*	*
10:00	*	*	29	*	*	29	*	*
11:00	*	*	21	*	*	21	*	*
Total	0	0	2212	719	0		0	0
Percentage	0.0%	0.0%	79.9%	26.0%	0.0%		0.0%	0.0%
AM Peak	-	-	11:00	09:00	-	-	-	-
Vol.	-	-	220	163	-	-	-	-
PM Peak	-	-	12:00	-	-	-	-	-
Vol.	-	-	262	-	-	-	-	-
Total		0	2212					