
Memorandum

The City of Traverse City
Engineering Department



TO: Timothy J. Lodge, P.E., City Engineer
FROM: Abhishek Deora, Seasonal Engineering Aide
DATE: Thursday, August 17th, 2017
SUBJECT: 24 Hour Speed and Volume of Locust St between 9th St and 8th St

City Engineering performed a 24 hour speed study on Locust St between 9th St and 8th St beginning on Tuesday, August 15th, 2017 concluded Wednesday, August 16th, 2017. This memo is to formalize City Engineering's initial data observations and findings with to the speed statistics and volume of vehicular traffic on Locust St.

The data was gathered using a JAMAR Radar Recorder, this data recorder collects both vehicle speed and volume using radar sensors in both Northbound and Southbound lanes. The raw data compiled and analyzed using TraxPro and reported vehicle speed count for every hour during the study in the increments of 5 miles per hour. The TraxPro software also compiled a report to be sent Traverse City Police Department to evaluate the possible percentage of enforceable violations. This data is organized into a small colored meter where red means there is a high enforcement potential and green equates to a low amount of speed infractions are occurring. For this report, the enforceable minimum speed a vehicle would need to be traveling is 5 miles per hour over the posted speed limit of 25 miles per hour.

During this 24 hour study, 402 vehicles were recorded. The average (mean) speed of the 402 vehicles is 13 miles per hour, with 2.2% of all vehicles traveling at speeds greater than the posted limit of 25 miles per hour. Giving motorist an extra 5 miles per hour over the posted speed limit for enforcement tolerance, the number of vehicles speeding is 0.0%.

Summary (Combined):

- **Mean Speed:** 13 MPH
- **Number of Vehicles above Posted Speed Limit** 2.2%
- **85th Percentile of Speed:** 21 MPH
- **95th Percentile of Speed:** 24 MPH

Enclosed:

Detailed TraxPro Speed Reports (Combined and Directional)
TraxPro Police Enforcement Reports

Locust St
Btw 9th St and 8th St
Speed

Site Code: 00000001
Station ID:
Locust St
Btw 9th St & 8 th St
Latitude: 0' 0.0000 South

A=Southbound

Start Time	1	16	21	26	31	36	41	46	51	56	61	66	71	76	Total	Pace Speed	Number in Pace
	15	20	25	30	35	40	45	50	55	60	65	70	75	999			
08/15/17	*	*	*	*	*	*	*	*	*	*	*	*	*	*	*	*	*
01:00	*	*	*	*	*	*	*	*	*	*	*	*	*	*	*	*	*
02:00	*	*	*	*	*	*	*	*	*	*	*	*	*	*	*	*	*
03:00	*	*	*	*	*	*	*	*	*	*	*	*	*	*	*	*	*
04:00	*	*	*	*	*	*	*	*	*	*	*	*	*	*	*	*	*
05:00	*	*	*	*	*	*	*	*	*	*	*	*	*	*	*	*	*
06:00	*	*	*	*	*	*	*	*	*	*	*	*	*	*	*	*	*
07:00	*	*	*	*	*	*	*	*	*	*	*	*	*	*	*	*	*
08:00	*	*	*	*	*	*	*	*	*	*	*	*	*	*	*	*	*
09:00	*	*	*	*	*	*	*	*	*	*	*	*	*	*	*	*	*
10:00	*	*	*	*	*	*	*	*	*	*	*	*	*	*	*	*	*
11:00	*	*	*	*	*	*	*	*	*	*	*	*	*	*	*	*	*
12 PM	6	4	4	0	0	0	0	0	0	0	0	0	0	0	14	15-24	8
13:00	6	4	6	0	0	0	0	0	0	0	0	0	0	0	16	16-25	10
14:00	4	6	3	0	0	0	0	0	0	0	0	0	0	0	13	15-24	9
15:00	2	9	2	2	0	0	0	0	0	0	0	0	0	0	15	15-24	11
16:00	4	5	5	0	0	0	0	0	0	0	0	0	0	0	14	16-25	10
17:00	9	1	5	0	0	0	0	0	0	0	0	0	0	0	15	16-25	6
18:00	4	8	0	0	0	0	0	0	0	0	0	0	0	0	12	12-21	9
19:00	3	3	3	0	0	0	0	0	0	0	0	0	0	0	9	15-24	6
20:00	3	1	0	0	0	0	0	0	0	0	0	0	0	0	4	*	2
21:00	2	2	0	0	0	0	0	0	0	0	0	0	0	0	4	11-20	3
22:00	1	0	0	0	0	0	0	0	0	0	0	0	0	0	1	*	1
23:00	0	1	0	0	0	0	0	0	0	0	0	0	0	0	1	9-18	1
Total	44	44	28	2	0	0	0	0	0	0	0	0	0	0	118		
Percent	37.3%	37.3%	23.7%	1.7%	0.0%	0.0%	0.0%	0.0%	0.0%	0.0%	0.0%	0.0%	0.0%	0.0%			
AM Peak Vol.																	
PM Peak Vol.	17:00	15:00	13:00	15:00											13:00		
	9	9	6	2											16		

Locust St
Btw 9th St and 8th St
Speed

Site Code: 00000001
Station ID:
Locust St
Btw 9th St & 8th St
Latitude: 0' 0.0000 South

A=Southbound

Start Time	1	16	21	26	31	36	41	46	51	56	61	66	71	76	Total	Pace Speed	Number in Pace
	15	20	25	30	35	40	45	50	55	60	65	70	75	999			
08/16/17	1	0	0	1	0	0	0	0	0	0	0	0	0	0	2	*	1
01:00	0	0	0	0	0	0	0	0	0	0	0	0	0	0	0	*	*
02:00	0	0	0	0	0	0	0	0	0	0	0	0	0	0	0	*	*
03:00	1	0	0	0	0	0	0	0	0	0	0	0	0	0	1	*	1
04:00	1	0	0	0	0	0	0	0	0	0	0	0	0	0	1	*	1
05:00	0	0	0	0	0	0	0	0	0	0	0	0	0	0	0	*	*
06:00	1	0	0	0	0	0	0	0	0	0	0	0	0	0	1	*	1
07:00	2	1	0	0	0	0	0	0	0	0	0	0	0	0	3	9-18	2
08:00	0	2	1	0	0	0	0	0	0	0	0	0	0	0	3	14-23	3
09:00	11	2	0	0	0	0	0	0	0	0	0	0	0	0	13	7-16	7
10:00	2	8	1	0	0	0	0	0	0	0	0	0	0	0	11	11-20	9
11:00	5	5	3	0	0	0	0	0	0	0	0	0	0	0	13	15-24	8
12 PM	3	7	7	0	0	0	0	0	0	0	0	0	0	0	17	16-25	14
13:00	1	4	1	0	0	0	0	0	0	0	0	0	0	0	6	13-22	5
14:00	*	*	*	*	*	*	*	*	*	*	*	*	*	*	*	*	*
15:00	*	*	*	*	*	*	*	*	*	*	*	*	*	*	*	*	*
16:00	*	*	*	*	*	*	*	*	*	*	*	*	*	*	*	*	*
17:00	*	*	*	*	*	*	*	*	*	*	*	*	*	*	*	*	*
18:00	*	*	*	*	*	*	*	*	*	*	*	*	*	*	*	*	*
19:00	*	*	*	*	*	*	*	*	*	*	*	*	*	*	*	*	*
20:00	*	*	*	*	*	*	*	*	*	*	*	*	*	*	*	*	*
21:00	*	*	*	*	*	*	*	*	*	*	*	*	*	*	*	*	*
22:00	*	*	*	*	*	*	*	*	*	*	*	*	*	*	*	*	*
23:00	*	*	*	*	*	*	*	*	*	*	*	*	*	*	*	*	*
Total	28	29	13	1	0	0	0	0	0	0	0	0	0	0	71		
Percent	39.4%	40.8%	18.3%	1.4%	0.0%	0.0%	0.0%	0.0%	0.0%	0.0%	0.0%	0.0%	0.0%	0.0%			
AM Peak	09:00	10:00	11:00	00:00											09:00		
Vol.	11	8	3	1											13		
PM Peak	12:00	12:00	12:00												12:00		
Vol.	3	7	7												17		
Total	72	73	41	3	0	0	0	0	0	0	0	0	0	0	189		
Percent	38.1%	38.6%	21.7%	1.6%	0.0%	0.0%	0.0%	0.0%	0.0%	0.0%	0.0%	0.0%	0.0%	0.0%			

15th Percentile : 5 MPH
50th Percentile : 16 MPH
85th Percentile : 21 MPH
95th Percentile : 24 MPH

Stats
10 MPH Pace Speed : 16-25 MPH
Number in Pace : 114
Percent in Pace : 60.3%
Number of Vehicles > 25 MPH : 3
Percent of Vehicles > 25 MPH : 1.6%
Mean Speed(Average) : 15 MPH

Locust St
Btw 9th St and 8th St
Speed

Site Code: 00000001
Station ID:
Locust St
Btw 9th St & 8 th St
Latitude: 0' 0.0000 South

B=Northbound

Start Time	1	16	21	26	31	36	41	46	51	56	61	66	71	76	Total	Pace Speed	Number in Pace
08/15/17	*	*	*	*	*	*	*	*	*	*	*	*	*	*	*	*	*
01:00	*	*	*	*	*	*	*	*	*	*	*	*	*	*	*	*	*
02:00	*	*	*	*	*	*	*	*	*	*	*	*	*	*	*	*	*
03:00	*	*	*	*	*	*	*	*	*	*	*	*	*	*	*	*	*
04:00	*	*	*	*	*	*	*	*	*	*	*	*	*	*	*	*	*
05:00	*	*	*	*	*	*	*	*	*	*	*	*	*	*	*	*	*
06:00	*	*	*	*	*	*	*	*	*	*	*	*	*	*	*	*	*
07:00	*	*	*	*	*	*	*	*	*	*	*	*	*	*	*	*	*
08:00	*	*	*	*	*	*	*	*	*	*	*	*	*	*	*	*	*
09:00	*	*	*	*	*	*	*	*	*	*	*	*	*	*	*	*	*
10:00	*	*	*	*	*	*	*	*	*	*	*	*	*	*	*	*	*
11:00	*	*	*	*	*	*	*	*	*	*	*	*	*	*	*	*	*
12 PM	6	3	1	0	0	0	0	0	0	0	0	0	0	0	10	9-18	5
13:00	7	10	3	1	0	0	0	0	0	0	0	0	0	0	21	13-22	13
14:00	12	15	1	0	0	0	0	0	0	0	0	0	0	0	28	11-20	19
15:00	7	13	5	0	0	0	0	0	0	0	0	0	0	0	25	16-25	18
16:00	8	6	2	1	0	0	0	0	0	0	0	0	0	0	17	11-20	9
17:00	4	6	2	0	0	0	0	0	0	0	0	0	0	0	12	16-25	8
18:00	3	4	0	0	0	0	0	0	0	0	0	0	0	0	7	11-20	5
19:00	4	6	0	0	0	0	0	0	0	0	0	0	0	0	10	12-21	7
20:00	7	1	0	0	0	0	0	0	0	0	0	0	0	0	8	1-10	5
21:00	2	1	0	0	0	0	0	0	0	0	0	0	0	0	3	9-18	2
22:00	0	0	0	0	0	0	0	0	0	0	0	0	0	0	0	*	*
23:00	0	0	0	0	0	0	0	0	0	0	0	0	0	0	0	*	*
Total	60	65	14	2	0	0	0	0	0	0	0	0	0	0	141		
Percent	42.6%	46.1%	9.9%	1.4%	0.0%	0.0%	0.0%	0.0%	0.0%	0.0%	0.0%	0.0%	0.0%	0.0%			
AM Peak Vol.																	
PM Peak Vol.	14:00	14:00	15:00	13:00											14:00		
	12	15	5	1											28		

Locust St
Btw 9th St and 8th St
Speed

Site Code: 00000001
Station ID:
Locust St
Btw 9th St & 8th St
Latitude: 0' 0.0000 South

B=Northbound

Start Time	1	16	21	26	31	36	41	46	51	56	61	66	71	76	Total	Pace Speed	Number in Pace
	15	20	25	30	35	40	45	50	55	60	65	70	75	999			
08/16/17	0	0	0	0	0	0	0	0	0	0	0	0	0	0	0	*	*
01:00	0	0	0	0	0	0	0	0	0	0	0	0	0	0	0	*	*
02:00	0	0	0	0	0	0	0	0	0	0	0	0	0	0	0	*	*
03:00	0	0	0	0	0	0	0	0	0	0	0	0	0	0	0	*	*
04:00	0	0	0	0	0	0	0	0	0	0	0	0	0	0	0	*	*
05:00	0	0	0	0	0	0	0	0	0	0	0	0	0	0	0	*	*
06:00	4	1	0	0	0	0	0	0	0	0	0	0	0	0	5	1-10	3
07:00	4	5	1	0	0	0	0	0	0	0	0	0	0	0	10	15-24	6
08:00	10	10	2	2	0	0	0	0	0	0	0	0	0	0	24	12-21	13
09:00	3	16	8	1	0	0	0	0	0	0	0	0	0	0	28	16-25	24
10:00	7	7	2	1	0	0	0	0	0	0	0	0	0	0	17	15-24	9
11:00	5	10	4	0	0	0	0	0	0	0	0	0	0	0	19	16-25	14
12 PM	6	3	3	1	0	0	0	0	0	0	0	0	0	0	13	14-23	6
13:00	4	5	0	0	0	0	0	0	0	0	0	0	0	0	9	12-21	6
14:00	*	*	*	*	*	*	*	*	*	*	*	*	*	*	*	*	*
15:00	*	*	*	*	*	*	*	*	*	*	*	*	*	*	*	*	*
16:00	*	*	*	*	*	*	*	*	*	*	*	*	*	*	*	*	*
17:00	*	*	*	*	*	*	*	*	*	*	*	*	*	*	*	*	*
18:00	*	*	*	*	*	*	*	*	*	*	*	*	*	*	*	*	*
19:00	*	*	*	*	*	*	*	*	*	*	*	*	*	*	*	*	*
20:00	*	*	*	*	*	*	*	*	*	*	*	*	*	*	*	*	*
21:00	*	*	*	*	*	*	*	*	*	*	*	*	*	*	*	*	*
22:00	*	*	*	*	*	*	*	*	*	*	*	*	*	*	*	*	*
23:00	*	*	*	*	*	*	*	*	*	*	*	*	*	*	*	*	*
Total	43	57	20	5	0	0	0	0	0	0	0	0	0	0	125		
Percent	34.4%	45.6%	16.0%	4.0%	0.0%	0.0%	0.0%	0.0%	0.0%	0.0%	0.0%	0.0%	0.0%	0.0%			
AM Peak	08:00	09:00	09:00	08:00												09:00	
Vol.	10	16	8	2												28	
PM Peak	12:00	13:00	12:00	12:00												12:00	
Vol.	6	5	3	1												13	
Total	103	122	34	7	0	0	0	0	0	0	0	0	0	0	266		
Percent	38.7%	45.9%	12.8%	2.6%	0.0%	0.0%	0.0%	0.0%	0.0%	0.0%	0.0%	0.0%	0.0%	0.0%			

15th Percentile : 5 MPH
50th Percentile : 16 MPH
85th Percentile : 20 MPH
95th Percentile : 24 MPH

Stats
10 MPH Pace Speed : 16-25 MPH
Number in Pace : 156
Percent in Pace : 58.6%
Number of Vehicles > 25 MPH : 7
Percent of Vehicles > 25 MPH : 2.6%
Mean Speed(Average) : 15 MPH

Locust St
Btw 9th St and 8th St
Speed

Site Code: 00000001
Station ID:
Locust St
Btw 9th St & 8 th St
Latitude: 0' 0.0000 South

A=Southbound, B=Northbound

Start Time	1	16	21	26	31	36	41	46	51	56	61	66	71	76	Total	Pace Speed	Number in Pace
08/15/17	*	*	*	*	*	*	*	*	*	*	*	*	*	*	*	*	*
01:00	*	*	*	*	*	*	*	*	*	*	*	*	*	*	*	*	*
02:00	*	*	*	*	*	*	*	*	*	*	*	*	*	*	*	*	*
03:00	*	*	*	*	*	*	*	*	*	*	*	*	*	*	*	*	*
04:00	*	*	*	*	*	*	*	*	*	*	*	*	*	*	*	*	*
05:00	*	*	*	*	*	*	*	*	*	*	*	*	*	*	*	*	*
06:00	*	*	*	*	*	*	*	*	*	*	*	*	*	*	*	*	*
07:00	*	*	*	*	*	*	*	*	*	*	*	*	*	*	*	*	*
08:00	*	*	*	*	*	*	*	*	*	*	*	*	*	*	*	*	*
09:00	*	*	*	*	*	*	*	*	*	*	*	*	*	*	*	*	*
10:00	*	*	*	*	*	*	*	*	*	*	*	*	*	*	*	*	*
11:00	*	*	*	*	*	*	*	*	*	*	*	*	*	*	*	*	*
12 PM	12	7	5	0	0	0	0	0	0	0	0	0	0	0	24	14-23	12
13:00	13	14	9	1	0	0	0	0	0	0	0	0	0	0	37	16-25	23
14:00	16	21	4	0	0	0	0	0	0	0	0	0	0	0	41	12-21	26
15:00	9	22	7	2	0	0	0	0	0	0	0	0	0	0	40	16-25	29
16:00	12	11	7	1	0	0	0	0	0	0	0	0	0	0	31	16-25	18
17:00	13	7	7	0	0	0	0	0	0	0	0	0	0	0	27	16-25	14
18:00	7	12	0	0	0	0	0	0	0	0	0	0	0	0	19	11-20	14
19:00	7	9	3	0	0	0	0	0	0	0	0	0	0	0	19	13-22	12
20:00	10	2	0	0	0	0	0	0	0	0	0	0	0	0	12	1-10	7
21:00	4	3	0	0	0	0	0	0	0	0	0	0	0	0	7	12-21	4
22:00	1	0	0	0	0	0	0	0	0	0	0	0	0	0	1	*	1
23:00	0	1	0	0	0	0	0	0	0	0	0	0	0	0	1	9-18	1
Total	104	109	42	4	0	0	0	0	0	0	0	0	0	0	259		
Percent	40.2%	42.1%	16.2%	1.5%	0.0%	0.0%	0.0%	0.0%	0.0%	0.0%	0.0%	0.0%	0.0%	0.0%			
AM Peak Vol.																	
PM Peak Vol.	14:00	15:00	13:00	15:00											14:00		
	16	22	9	2											41		

Locust St
Btw 9th St and 8th St
Speed

Site Code: 00000001
Station ID:
Locust St
Btw 9th St & 8th St
Latitude: 0' 0.0000 South

A=Southbound, B=Northbound

Start Time	1	16	21	26	31	36	41	46	51	56	61	66	71	76	Total	Pace Speed	Number in Pace
	15	20	25	30	35	40	45	50	55	60	65	70	75	999			
08/16/17	1	0	0	1	0	0	0	0	0	0	0	0	0	0	2	*	1
01:00	0	0	0	0	0	0	0	0	0	0	0	0	0	0	0	*	*
02:00	0	0	0	0	0	0	0	0	0	0	0	0	0	0	0	*	*
03:00	1	0	0	0	0	0	0	0	0	0	0	0	0	0	1	*	1
04:00	1	0	0	0	0	0	0	0	0	0	0	0	0	0	1	*	1
05:00	0	0	0	0	0	0	0	0	0	0	0	0	0	0	0	*	*
06:00	5	1	0	0	0	0	0	0	0	0	0	0	0	0	6	8-17	3
07:00	6	6	1	0	0	0	0	0	0	0	0	0	0	0	13	11-20	8
08:00	10	12	3	2	0	0	0	0	0	0	0	0	0	0	27	16-25	15
09:00	14	18	8	1	0	0	0	0	0	0	0	0	0	0	41	16-25	26
10:00	9	15	3	1	0	0	0	0	0	0	0	0	0	0	28	11-20	18
11:00	10	15	7	0	0	0	0	0	0	0	0	0	0	0	32	16-25	22
12 PM	9	10	10	1	0	0	0	0	0	0	0	0	0	0	30	16-25	20
13:00	5	9	1	0	0	0	0	0	0	0	0	0	0	0	15	11-20	11
14:00	*	*	*	*	*	*	*	*	*	*	*	*	*	*	*	*	*
15:00	*	*	*	*	*	*	*	*	*	*	*	*	*	*	*	*	*
16:00	*	*	*	*	*	*	*	*	*	*	*	*	*	*	*	*	*
17:00	*	*	*	*	*	*	*	*	*	*	*	*	*	*	*	*	*
18:00	*	*	*	*	*	*	*	*	*	*	*	*	*	*	*	*	*
19:00	*	*	*	*	*	*	*	*	*	*	*	*	*	*	*	*	*
20:00	*	*	*	*	*	*	*	*	*	*	*	*	*	*	*	*	*
21:00	*	*	*	*	*	*	*	*	*	*	*	*	*	*	*	*	*
22:00	*	*	*	*	*	*	*	*	*	*	*	*	*	*	*	*	*
23:00	*	*	*	*	*	*	*	*	*	*	*	*	*	*	*	*	*
Total	71	86	33	6	0	0	0	0	0	0	0	0	0	0	196		
Percent	36.2%	43.9%	16.8%	3.1%	0.0%	0.0%	0.0%	0.0%	0.0%	0.0%	0.0%	0.0%	0.0%	0.0%			
AM Peak	09:00	09:00	09:00	08:00											09:00		
Vol.	14	18	8	2											41		
PM Peak	12:00	12:00	12:00	12:00											12:00		
Vol.	9	10	10	1											30		
Total	175	195	75	10	0	0	0	0	0	0	0	0	0	0	455		
Percent	38.5%	42.9%	16.5%	2.2%	0.0%	0.0%	0.0%	0.0%	0.0%	0.0%	0.0%	0.0%	0.0%	0.0%			

15th Percentile : 5 MPH
50th Percentile : 16 MPH
85th Percentile : 21 MPH
95th Percentile : 24 MPH

Stats
10 MPH Pace Speed : 16-25 MPH
Number in Pace : 270
Percent in Pace : 59.3%
Number of Vehicles > 25 MPH : 10
Percent of Vehicles > 25 MPH : 2.2%
Mean Speed(Average) : 15 MPH

Locust St
Btw 9th St and 8th St
Speed

Site Code: 0000001
Station ID:
Locust St
Btw 9th St & 8th St
Latitude: 0' 0.0000 South

Start Time	14-Aug-17 Mon	15-Aug-17 Tue	16-Aug-17 Wed	17-Aug-17 Thu	18-Aug-17 Fri	Weekday Average	19-Aug-17 Sat	20-Aug-17 Sun
12:00 AM	*	*	2	*	*	2	*	*
01:00	*	*	0	*	*	0	*	*
02:00	*	*	0	*	*	0	*	*
03:00	*	*	1	*	*	1	*	*
04:00	*	*	1	*	*	1	*	*
05:00	*	*	0	*	*	0	*	*
06:00	*	*	6	*	*	6	*	*
07:00	*	*	13	*	*	13	*	*
08:00	*	*	27	*	*	27	*	*
09:00	*	*	41	*	*	41	*	*
10:00	*	*	28	*	*	28	*	*
11:00	*	*	32	*	*	32	*	*
12:00 PM	*	24	30	*	*	27	*	*
01:00	*	37	15	*	*	26	*	*
02:00	*	41	*	*	*	41	*	*
03:00	*	40	*	*	*	40	*	*
04:00	*	31	*	*	*	31	*	*
05:00	*	27	*	*	*	27	*	*
06:00	*	19	*	*	*	19	*	*
07:00	*	19	*	*	*	19	*	*
08:00	*	12	*	*	*	12	*	*
09:00	*	7	*	*	*	7	*	*
10:00	*	1	*	*	*	1	*	*
11:00	*	1	*	*	*	1	*	*
Total	0	259	196	0	0		0	0
Percentage	0.0%	64.4%	48.8%	0.0%	0.0%		0.0%	0.0%
AM Peak	-	-	09:00	-	-	-	-	-
Vol.	-	-	41	-	-	-	-	-
PM Peak	-	14:00	12:00	-	-	-	-	-
Vol.	-	41	30	-	-	-	-	-
Total		259	196					

Speed Enforcement Evaluator

Location:
Locust St

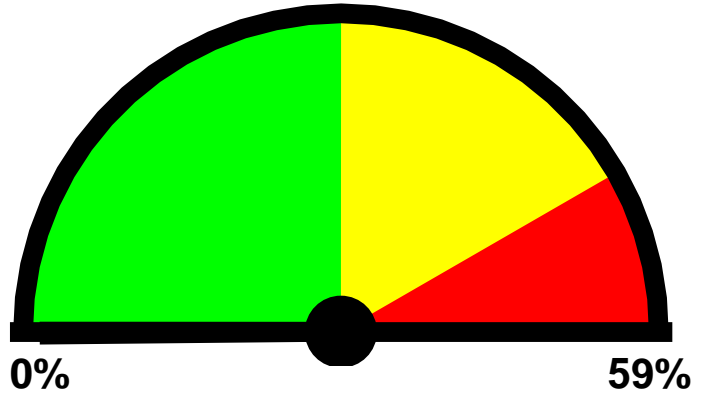
Total Percentage of Enforceable Violations

GPS:
0' 0.0000 South
0' 0.0000 East

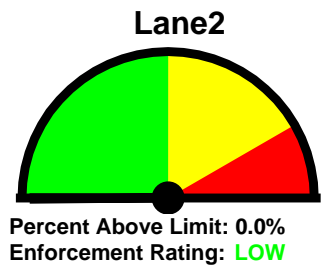
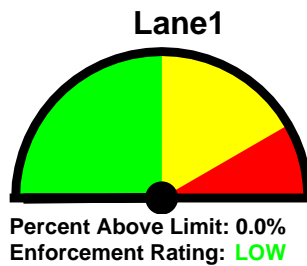
Closest Cross Street:
Btw 9th St & 8 th St

Analysis Dates:
Tuesday, August 15, 2017
Wednesday, August 16, 2017

Equipment Used:



Posted Speed Limit: 25 MPH
Enforcement Tolerance: 5 MPH
Enforcement Limit: 31 MPH & Up
Percentage Above Limit: 0.0%
Enforcement Rating: **LOW**



Combined

1-5	6-10	11-15	16-20	21-25	26-30	31-35	36-40	41-45	46-50	51-55	56-60	61-65	>65
0	36	143	200	77	10	0	0	0	0	0	0	0	0

85 percentile = 20

Lane1

1-5	6-10	11-15	16-20	21-25	26-30	31-35	36-40	41-45	46-50	51-55	56-60	61-65	>65
0	26	47	74	42	3	0	0	0	0	0	0	0	0

85 percentile = 21

Lane2

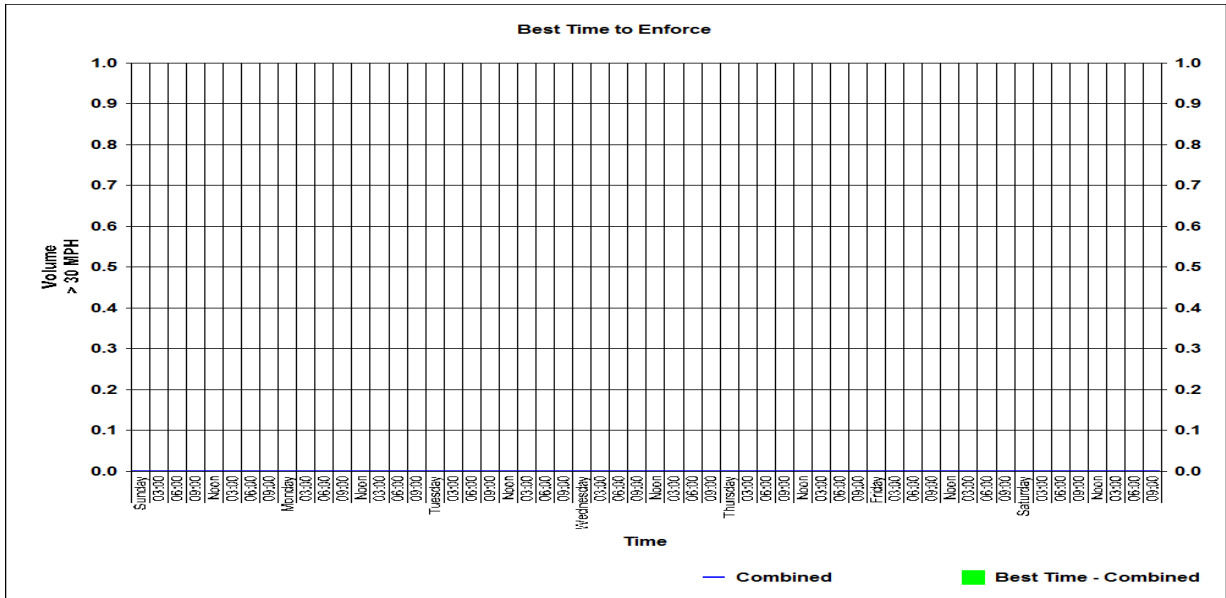
1-5	6-10	11-15	16-20	21-25	26-30	31-35	36-40	41-45	46-50	51-55	56-60	61-65	>65
0	10	96	126	35	7	0	0	0	0	0	0	0	0

85 percentile = 20

Locust St
Btw 9th St and 8th St
Speed

Best Times for Enforcement

Location: Sun
Locust St
Closest Cross Street: Mon
Btw 9th St & 8 th St
Analysis Dates: Tue
Tuesday, August 15, 2017
Wednesday, August 16, 2017
Wed
Thu
Fri
Sat



Locust St
Btw 9th St and 8th St
Speed

