

---

# Memorandum

The City of Traverse City  
Engineering Department



---

TO: Timothy J. Lodge, P.E., City Engineer  
FROM: Abhishek Deora, Seasonal Engineering Aide  
DATE: Wednesday, September 6<sup>th</sup>, 2017  
SUBJECT: 24 Hour Speed and Volume of Spruce St between Wayne St and Bay St

City Engineering performed a 24 hour speed study on Spruce St between Wayne St and Bay St beginning on Tuesday, September 5<sup>th</sup>, 2017 concluded Wednesday, September 6<sup>th</sup>, 2017. This memo is to formalize City Engineering's initial data observations and findings with to the speed statistics and volume of vehicular traffic on Spruce St.

The data was gathered using a JAMAR Radar Recorder, this data recorder collects both vehicle speed and volume using radar sensors in both Northbound and Southbound lanes. The raw data compiled and analyzed using TraxPro and reported vehicle speed count for every hour during the study in the increments of 5 miles per hour. The TraxPro software also compiled a report to be sent Traverse City Police Department to evaluate the possible percentage of enforceable violations. This data is organized into a small colored meter where red means there is a high enforcement potential and green equates to a low amount of speed infractions are occurring. For this report, the enforceable minimum speed a vehicle would need to be traveling is 5 miles per hour over the posted speed limit of 25 miles per hour.

During this 24 hour study, 493 vehicles were recorded. The average (mean) speed of the 493 vehicles is 14 miles per hour, with 1.3% of all vehicles traveling at speeds greater than the posted limit of 25 miles per hour. Giving motorist an extra 5 miles per hour over the posted speed limit for enforcement tolerance, the number of vehicles speeding is 0.0%.

## Summary (Combined):

- **Mean Speed:** 14 MPH
- **Number of Vehicles above Posted Speed Limit** 1.3%
- **85<sup>th</sup> Percentile of Speed:** 19 MPH
- **95<sup>th</sup> Percentile of Speed:** 23 MPH

## Enclosed:

Detailed TraxPro Speed Reports (Combined and Directional)  
TraxPro Police Enforcement Reports

Spruce St  
Between Wayne St & Bay St  
Speed

Site Code: 00000001  
Station ID:  
Spruce St  
Wayne St & Bay St  
Latitude: 0' 0.0000 South

A=Northbound

Start Time	15	20	25	30	35	40	45	50	55	60	65	70	75	999	Total	Pace Speed	Number in Pace
09/05/17	*	*	*	*	*	*	*	*	*	*	*	*	*	*	*	*	*
01:00	*	*	*	*	*	*	*	*	*	*	*	*	*	*	*	*	*
02:00	*	*	*	*	*	*	*	*	*	*	*	*	*	*	*	*	*
03:00	*	*	*	*	*	*	*	*	*	*	*	*	*	*	*	*	*
04:00	*	*	*	*	*	*	*	*	*	*	*	*	*	*	*	*	*
05:00	*	*	*	*	*	*	*	*	*	*	*	*	*	*	*	*	*
06:00	*	*	*	*	*	*	*	*	*	*	*	*	*	*	*	*	*
07:00	*	*	*	*	*	*	*	*	*	*	*	*	*	*	*	*	*
08:00	*	*	*	*	*	*	*	*	*	*	*	*	*	*	*	*	*
09:00	*	*	*	*	*	*	*	*	*	*	*	*	*	*	*	*	*
10:00	*	*	*	*	*	*	*	*	*	*	*	*	*	*	*	*	*
11:00	*	*	*	*	*	*	*	*	*	*	*	*	*	*	*	*	*
12 PM	3	8	1	0	0	0	0	0	0	0	0	0	0	0	12	11-20	9
13:00	2	7	2	2	0	0	0	0	0	0	0	0	0	0	13	16-25	9
14:00	<b>13</b>	<b>11</b>	<b>8</b>	2	0	0	0	0	0	0	0	0	0	0	<b>34</b>	16-25	19
15:00	7	10	2	0	0	0	0	0	0	0	0	0	0	0	19	15-24	12
16:00	1	6	4	2	0	0	0	0	0	0	0	0	0	0	13	16-25	10
17:00	6	5	0	0	0	0	0	0	0	0	0	0	0	0	11	11-20	7
18:00	5	8	5	0	0	0	0	0	0	0	0	0	0	0	18	16-25	13
19:00	3	5	5	0	0	0	0	0	0	0	0	0	0	0	13	16-25	10
20:00	0	3	2	0	0	0	0	0	0	0	0	0	0	0	5	15-24	5
21:00	0	0	0	0	0	0	0	0	0	0	0	0	0	0	0	*	*
22:00	0	0	0	0	0	0	0	0	0	0	0	0	0	0	0	*	*
23:00	1	0	0	0	0	0	0	0	0	0	0	0	0	0	1	*	1
Total	41	63	29	6	0	0	0	0	0	0	0	0	0	0	139		
Percent	29.5%	45.3%	20.9%	4.3%	0.0%	0.0%	0.0%	0.0%	0.0%	0.0%	0.0%	0.0%	0.0%	0.0%			
AM Peak Vol.																	
PM Peak Vol.	14:00	14:00	14:00	13:00											14:00		
	13	11	8	2											34		

Spruce St  
Between Wayne St & Bay St  
Speed

Site Code: 00000001  
Station ID:  
Spruce St  
Wayne St & Bay St  
Latitude: 0' 0.0000 South

A=Northbound

Start Time	1	16	21	26	31	36	41	46	51	56	61	66	71	76	Total	Pace Speed	Number in Pace
09/06/17	0	0	0	0	0	0	0	0	0	0	0	0	0	0	0	*	*
01:00	0	0	1	0	0	0	0	0	0	0	0	0	0	0	1	14-23	1
02:00	0	0	1	0	0	0	0	0	0	0	0	0	0	0	1	14-23	1
03:00	0	0	1	0	0	0	0	0	0	0	0	0	0	0	1	14-23	1
04:00	0	0	0	0	0	0	0	0	0	0	0	0	0	0	0	*	*
05:00	0	0	0	0	0	0	0	0	0	0	0	0	0	0	0	*	*
06:00	0	1	0	0	0	0	0	0	0	0	0	0	0	0	1	9-18	1
07:00	1	6	3	0	0	0	0	0	0	0	0	0	0	0	10	16-25	9
08:00	1	8	3	1	0	0	0	0	0	0	0	0	0	0	13	16-25	11
09:00	1	6	5	0	0	0	0	0	0	0	0	0	0	0	12	16-25	11
10:00	3	9	3	0	0	0	0	0	0	0	0	0	0	0	15	15-24	12
11:00	6	11	1	0	0	0	0	0	0	0	0	0	0	0	18	11-20	13
12 PM	2	8	1	0	0	0	0	0	0	0	0	0	0	0	11	11-20	9
13:00	1	4	0	0	0	0	0	0	0	0	0	0	0	0	5	15-24	4
14:00	*	*	*	*	*	*	*	*	*	*	*	*	*	*	*	*	*
15:00	*	*	*	*	*	*	*	*	*	*	*	*	*	*	*	*	*
16:00	*	*	*	*	*	*	*	*	*	*	*	*	*	*	*	*	*
17:00	*	*	*	*	*	*	*	*	*	*	*	*	*	*	*	*	*
18:00	*	*	*	*	*	*	*	*	*	*	*	*	*	*	*	*	*
19:00	*	*	*	*	*	*	*	*	*	*	*	*	*	*	*	*	*
20:00	*	*	*	*	*	*	*	*	*	*	*	*	*	*	*	*	*
21:00	*	*	*	*	*	*	*	*	*	*	*	*	*	*	*	*	*
22:00	*	*	*	*	*	*	*	*	*	*	*	*	*	*	*	*	*
23:00	*	*	*	*	*	*	*	*	*	*	*	*	*	*	*	*	*
Total	15	53	19	1	0	0	0	0	0	0	0	0	0	0	88		
Percent	17.0%	60.2%	21.6%	1.1%	0.0%	0.0%	0.0%	0.0%	0.0%	0.0%	0.0%	0.0%	0.0%	0.0%			
AM Peak	11:00	11:00	09:00	08:00											11:00		
Vol.	6	11	5	1											18		
PM Peak	12:00	12:00	12:00												12:00		
Vol.	2	8	1												11		
Total	56	116	48	7	0	0	0	0	0	0	0	0	0	0	227		
Percent	24.7%	51.1%	21.1%	3.1%	0.0%	0.0%	0.0%	0.0%	0.0%	0.0%	0.0%	0.0%	0.0%	0.0%			

15th Percentile : 9 MPH  
50th Percentile : 17 MPH  
85th Percentile : 22 MPH  
95th Percentile : 24 MPH

Stats  
10 MPH Pace Speed : 16-25 MPH  
Number in Pace : 164  
Percent in Pace : 72.2%  
Number of Vehicles > 25 MPH : 7  
Percent of Vehicles > 25 MPH : 3.1%  
Mean Speed(Average) : 17 MPH

Spruce St  
Between Wayne St & Bay St  
Speed

Site Code: 00000001  
Station ID:  
Spruce St  
Wayne St & Bay St  
Latitude: 0' 0.0000 South

B=Southbound

Start Time	1	16	21	26	31	36	41	46	51	56	61	66	71	76	Total	Pace Speed	Number in Pace
09/05/17	*	*	*	*	*	*	*	*	*	*	*	*	*	*	*	*	*
01:00	*	*	*	*	*	*	*	*	*	*	*	*	*	*	*	*	*
02:00	*	*	*	*	*	*	*	*	*	*	*	*	*	*	*	*	*
03:00	*	*	*	*	*	*	*	*	*	*	*	*	*	*	*	*	*
04:00	*	*	*	*	*	*	*	*	*	*	*	*	*	*	*	*	*
05:00	*	*	*	*	*	*	*	*	*	*	*	*	*	*	*	*	*
06:00	*	*	*	*	*	*	*	*	*	*	*	*	*	*	*	*	*
07:00	*	*	*	*	*	*	*	*	*	*	*	*	*	*	*	*	*
08:00	*	*	*	*	*	*	*	*	*	*	*	*	*	*	*	*	*
09:00	*	*	*	*	*	*	*	*	*	*	*	*	*	*	*	*	*
10:00	*	*	*	*	*	*	*	*	*	*	*	*	*	*	*	*	*
11:00	*	*	*	*	*	*	*	*	*	*	*	*	*	*	*	*	*
12 PM	12	6	1	0	0	0	0	0	0	0	0	0	0	0	19	10-19	10
13:00	20	6	2	0	0	0	0	0	0	0	0	0	0	0	28	8-17	13
14:00	<b>29</b>	<b>7</b>	1	0	0	0	0	0	0	0	0	0	0	0	<b>37</b>	6-15	19
15:00	12	7	1	0	0	0	0	0	0	0	0	0	0	0	20	11-20	11
16:00	12	6	0	0	0	0	0	0	0	0	0	0	0	0	18	10-19	10
17:00	12	4	<b>3</b>	0	0	0	0	0	0	0	0	0	0	0	19	1-10	8
18:00	11	5	0	0	0	0	0	0	0	0	0	0	0	0	16	11-20	9
19:00	11	1	0	0	0	0	0	0	0	0	0	0	0	0	12	6-15	7
20:00	7	2	2	0	0	0	0	0	0	0	0	0	0	0	11	1-10	5
21:00	5	0	0	0	0	0	0	0	0	0	0	0	0	0	5	6-15	3
22:00	13	5	0	0	0	0	0	0	0	0	0	0	0	0	18	11-20	9
23:00	0	0	0	0	0	0	0	0	0	0	0	0	0	0	0	*	*
Total	144	49	10	0	0	0	0	0	0	0	0	0	0	0	203		
Percent	70.9%	24.1%	4.9%	0.0%	0.0%	0.0%	0.0%	0.0%	0.0%	0.0%	0.0%	0.0%	0.0%	0.0%			
AM Peak Vol.																	
PM Peak Vol.	14:00 29	14:00 7	17:00 3												14:00 37		

Spruce St  
Between Wayne St & Bay St  
Speed

Site Code: 00000001  
Station ID:  
Spruce St  
Wayne St & Bay St  
Latitude: 0' 0.0000 South

B=Southbound

Start Time	1	16	21	26	31	36	41	46	51	56	61	66	71	76	Total	Pace Speed	Number in Pace
	15	20	25	30	35	40	45	50	55	60	65	70	75	999			
09/06/17	1	0	0	0	0	0	0	0	0	0	0	0	0	0	1	*	1
01:00	0	0	0	0	0	0	0	0	0	0	0	0	0	0	0	*	*
02:00	0	0	0	0	0	0	0	0	0	0	0	0	0	0	0	*	*
03:00	0	0	0	0	0	0	0	0	0	0	0	0	0	0	0	*	*
04:00	0	0	0	0	0	0	0	0	0	0	0	0	0	0	0	*	*
05:00	1	0	0	0	0	0	0	0	0	0	0	0	0	0	1	*	1
06:00	1	1	0	0	0	0	0	0	0	0	0	0	0	0	2	15-24	1
07:00	10	8	0	0	0	0	0	0	0	0	0	0	0	0	18	11-20	11
08:00	9	2	1	0	0	0	0	0	0	0	0	0	0	0	12	6-15	6
09:00	10	8	2	0	0	0	0	0	0	0	0	0	0	0	20	12-21	11
10:00	11	2	1	0	0	0	0	0	0	0	0	0	0	0	14	7-16	7
11:00	15	9	2	0	0	0	0	0	0	0	0	0	0	0	26	11-20	14
12 PM	16	8	0	0	0	0	0	0	0	0	0	0	0	0	24	11-20	13
13:00	1	1	0	0	0	0	0	0	0	0	0	0	0	0	2	15-24	1
14:00	*	*	*	*	*	*	*	*	*	*	*	*	*	*	*	*	*
15:00	*	*	*	*	*	*	*	*	*	*	*	*	*	*	*	*	*
16:00	*	*	*	*	*	*	*	*	*	*	*	*	*	*	*	*	*
17:00	*	*	*	*	*	*	*	*	*	*	*	*	*	*	*	*	*
18:00	*	*	*	*	*	*	*	*	*	*	*	*	*	*	*	*	*
19:00	*	*	*	*	*	*	*	*	*	*	*	*	*	*	*	*	*
20:00	*	*	*	*	*	*	*	*	*	*	*	*	*	*	*	*	*
21:00	*	*	*	*	*	*	*	*	*	*	*	*	*	*	*	*	*
22:00	*	*	*	*	*	*	*	*	*	*	*	*	*	*	*	*	*
23:00	*	*	*	*	*	*	*	*	*	*	*	*	*	*	*	*	*
Total	75	39	6	0	0	0	0	0	0	0	0	0	0	0	120		
Percent	62.5%	32.5%	5.0%	0.0%	0.0%	0.0%	0.0%	0.0%	0.0%	0.0%	0.0%	0.0%	0.0%	0.0%			
AM Peak	11:00	11:00	09:00												11:00		
Vol.	15	9	2												26		
PM Peak	12:00	12:00													12:00		
Vol.	16	8													24		
Total	219	88	16	0	0	0	0	0	0	0	0	0	0	0	323		
Percent	67.8%	27.2%	5.0%	0.0%	0.0%	0.0%	0.0%	0.0%	0.0%	0.0%	0.0%	0.0%	0.0%	0.0%			

15th Percentile : 3 MPH  
50th Percentile : 11 MPH  
85th Percentile : 18 MPH  
95th Percentile : 19 MPH

Stats  
10 MPH Pace Speed : 11-20 MPH  
Number in Pace : 161  
Percent in Pace : 49.8%  
Number of Vehicles > 25 MPH : 0  
Percent of Vehicles > 25 MPH : 0.0%  
Mean Speed(Average) : 11 MPH

Spruce St  
Between Wayne St & Bay St  
Speed

Site Code: 00000001  
Station ID:  
Spruce St  
Wayne St & Bay St  
Latitude: 0' 0.0000 South

A=Northbound, B=Southbound

Start Time	1	16	21	26	31	36	41	46	51	56	61	66	71	76	Total	Pace Speed	Number in Pace
09/05/17	*	*	*	*	*	*	*	*	*	*	*	*	*	*	*	*	*
01:00	*	*	*	*	*	*	*	*	*	*	*	*	*	*	*	*	*
02:00	*	*	*	*	*	*	*	*	*	*	*	*	*	*	*	*	*
03:00	*	*	*	*	*	*	*	*	*	*	*	*	*	*	*	*	*
04:00	*	*	*	*	*	*	*	*	*	*	*	*	*	*	*	*	*
05:00	*	*	*	*	*	*	*	*	*	*	*	*	*	*	*	*	*
06:00	*	*	*	*	*	*	*	*	*	*	*	*	*	*	*	*	*
07:00	*	*	*	*	*	*	*	*	*	*	*	*	*	*	*	*	*
08:00	*	*	*	*	*	*	*	*	*	*	*	*	*	*	*	*	*
09:00	*	*	*	*	*	*	*	*	*	*	*	*	*	*	*	*	*
10:00	*	*	*	*	*	*	*	*	*	*	*	*	*	*	*	*	*
11:00	*	*	*	*	*	*	*	*	*	*	*	*	*	*	*	*	*
12 PM	15	14	2	0	0	0	0	0	0	0	0	0	0	0	31	11-20	19
13:00	22	13	4	2	0	0	0	0	0	0	0	0	0	0	41	11-20	20
14:00	<b>42</b>	<b>18</b>	<b>9</b>	2	0	0	0	0	0	0	0	0	0	0	<b>71</b>	11-20	32
15:00	19	17	3	0	0	0	0	0	0	0	0	0	0	0	39	11-20	23
16:00	13	12	4	2	0	0	0	0	0	0	0	0	0	0	31	16-25	16
17:00	18	9	3	0	0	0	0	0	0	0	0	0	0	0	30	11-20	15
18:00	16	13	5	0	0	0	0	0	0	0	0	0	0	0	34	15-24	18
19:00	14	6	5	0	0	0	0	0	0	0	0	0	0	0	25	11-20	11
20:00	7	5	4	0	0	0	0	0	0	0	0	0	0	0	16	16-25	9
21:00	5	0	0	0	0	0	0	0	0	0	0	0	0	0	5	6-15	3
22:00	13	5	0	0	0	0	0	0	0	0	0	0	0	0	18	11-20	9
23:00	1	0	0	0	0	0	0	0	0	0	0	0	0	0	1	*	1
Total	185	112	39	6	0	0	0	0	0	0	0	0	0	0	342		
Percent	54.1%	32.7%	11.4%	1.8%	0.0%	0.0%	0.0%	0.0%	0.0%	0.0%	0.0%	0.0%	0.0%	0.0%			
AM Peak Vol.																	
PM Peak Vol.	14:00	14:00	14:00	13:00											14:00		
	42	18	9	2											71		

Spruce St  
Between Wayne St & Bay St  
Speed

Site Code: 00000001  
Station ID:  
Spruce St  
Wayne St & Bay St  
Latitude: 0' 0.0000 South

A=Northbound, B=Southbound

Start Time	1	16	21	26	31	36	41	46	51	56	61	66	71	76	Total	Pace Speed	Number in Pace
Time	15	20	25	30	35	40	45	50	55	60	65	70	75	999			
09/06/17	1	0	0	0	0	0	0	0	0	0	0	0	0	0	1	*	1
01:00	0	0	1	0	0	0	0	0	0	0	0	0	0	0	1	14-23	1
02:00	0	0	1	0	0	0	0	0	0	0	0	0	0	0	1	14-23	1
03:00	0	0	1	0	0	0	0	0	0	0	0	0	0	0	1	14-23	1
04:00	0	0	0	0	0	0	0	0	0	0	0	0	0	0	0	*	*
05:00	1	0	0	0	0	0	0	0	0	0	0	0	0	0	1	*	1
06:00	1	2	0	0	0	0	0	0	0	0	0	0	0	0	3	15-24	2
07:00	11	14	3	0	0	0	0	0	0	0	0	0	0	0	28	11-20	18
08:00	10	10	4	1	0	0	0	0	0	0	0	0	0	0	25	16-25	14
09:00	11	14	7	0	0	0	0	0	0	0	0	0	0	0	32	16-25	21
10:00	14	11	4	0	0	0	0	0	0	0	0	0	0	0	29	11-20	16
11:00	21	20	3	0	0	0	0	0	0	0	0	0	0	0	44	11-20	27
12 PM	18	16	1	0	0	0	0	0	0	0	0	0	0	0	35	11-20	22
13:00	2	5	0	0	0	0	0	0	0	0	0	0	0	0	7	11-20	6
14:00	*	*	*	*	*	*	*	*	*	*	*	*	*	*	*	*	*
15:00	*	*	*	*	*	*	*	*	*	*	*	*	*	*	*	*	*
16:00	*	*	*	*	*	*	*	*	*	*	*	*	*	*	*	*	*
17:00	*	*	*	*	*	*	*	*	*	*	*	*	*	*	*	*	*
18:00	*	*	*	*	*	*	*	*	*	*	*	*	*	*	*	*	*
19:00	*	*	*	*	*	*	*	*	*	*	*	*	*	*	*	*	*
20:00	*	*	*	*	*	*	*	*	*	*	*	*	*	*	*	*	*
21:00	*	*	*	*	*	*	*	*	*	*	*	*	*	*	*	*	*
22:00	*	*	*	*	*	*	*	*	*	*	*	*	*	*	*	*	*
23:00	*	*	*	*	*	*	*	*	*	*	*	*	*	*	*	*	*
Total	90	92	25	1	0	0	0	0	0	0	0	0	0	0	208		
Percent	43.3%	44.2%	12.0%	0.5%	0.0%	0.0%	0.0%	0.0%	0.0%	0.0%	0.0%	0.0%	0.0%	0.0%			
AM Peak	11:00	11:00	09:00	08:00											11:00		
Vol.	21	20	7	1											44		
PM Peak	12:00	12:00	12:00												12:00		
Vol.	18	16	1												35		
Total	275	204	64	7	0	0	0	0	0	0	0	0	0	0	550		
Percent	50.0%	37.1%	11.6%	1.3%	0.0%	0.0%	0.0%	0.0%	0.0%	0.0%	0.0%	0.0%	0.0%	0.0%			

15th Percentile : 4 MPH  
50th Percentile : 15 MPH  
85th Percentile : 19 MPH  
95th Percentile : 23 MPH

Stats  
10 MPH Pace Speed : 11-20 MPH  
Number in Pace : 296  
Percent in Pace : 53.8%  
Number of Vehicles > 25 MPH : 7  
Percent of Vehicles > 25 MPH : 1.3%  
Mean Speed(Average) : 14 MPH

Spruce St  
Between Wayne St & Bay St  
Speed

Site Code: 0000001  
Station ID:  
Spruce St  
Wayne St & Bay St  
Latitude: 0' 0.0000 South

Start Time	04-Sep-17 Mon	05-Sep-17 Tue	06-Sep-17 Wed	07-Sep-17 Thu	08-Sep-17 Fri	Weekday Average	09-Sep-17 Sat	10-Sep-17 Sun
12:00 AM	*	*	1	*	*	1	*	*
01:00	*	*	1	*	*	1	*	*
02:00	*	*	1	*	*	1	*	*
03:00	*	*	1	*	*	1	*	*
04:00	*	*	0	*	*	0	*	*
05:00	*	*	1	*	*	1	*	*
06:00	*	*	3	*	*	3	*	*
07:00	*	*	28	*	*	28	*	*
08:00	*	*	25	*	*	25	*	*
09:00	*	*	32	*	*	32	*	*
10:00	*	*	29	*	*	29	*	*
11:00	*	*	44	*	*	44	*	*
12:00 PM	*	31	35	*	*	33	*	*
01:00	*	41	7	*	*	24	*	*
02:00	*	71	*	*	*	71	*	*
03:00	*	39	*	*	*	39	*	*
04:00	*	31	*	*	*	31	*	*
05:00	*	30	*	*	*	30	*	*
06:00	*	34	*	*	*	34	*	*
07:00	*	25	*	*	*	25	*	*
08:00	*	16	*	*	*	16	*	*
09:00	*	5	*	*	*	5	*	*
10:00	*	18	*	*	*	18	*	*
11:00	*	1	*	*	*	1	*	*
Total	0	342	208	0	0		0	0
Percentage	0.0%	69.4%	42.2%	0.0%	0.0%		0.0%	0.0%
AM Peak	-	-	11:00	-	-	-	-	-
Vol.	-	-	44	-	-	-	-	-
PM Peak	-	14:00	12:00	-	-	-	-	-
Vol.	-	71	35	-	-	-	-	-
Total		342	208					



# Speed Enforcement Evaluator

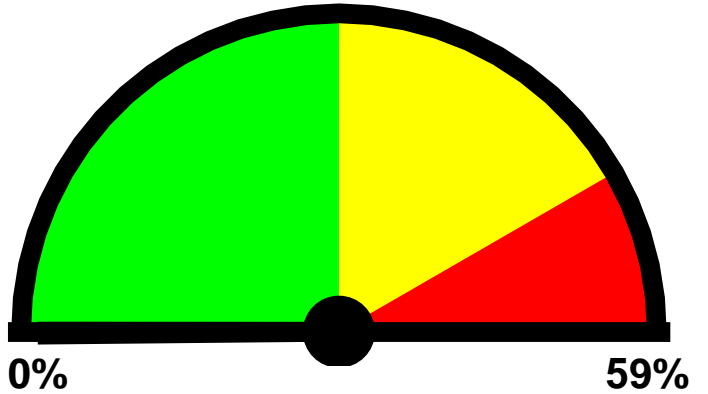
**Location:**  
**Spruce St**

Total Percentage of  
Enforceable Violations

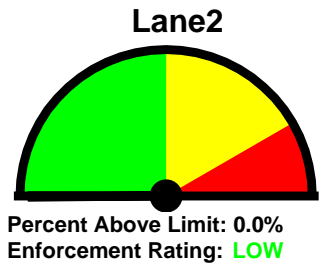
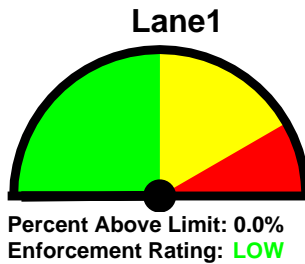
**Closest Cross Street:**  
Wayne St & Bay St

**Analysis Dates:**  
Tuesday, September 05, 2017  
Wednesday, September 06, 2017

**Equipment Used:**



**0%** **59%**  
**Posted Speed Limit:** 25 MPH  
**Enforcement Tolerance:** 5 MPH  
**Enforcement Limit:** 31 MPH & Up  
**Percentage Above Limit:** 0.0%  
**Enforcement Rating:** **LOW**



Combined

1-5	6-10	11-15	16-20	21-25	26-30	31-35	36-40	41-45	46-50	51-55	56-60	61-65	>65
0	21	268	226	68	7	0	0	0	0	0	0	0	0

85 percentile = 19

Lane1

1-5	6-10	11-15	16-20	21-25	26-30	31-35	36-40	41-45	46-50	51-55	56-60	61-65	>65
0	9	49	124	51	7	0	0	0	0	0	0	0	0

85 percentile = 21

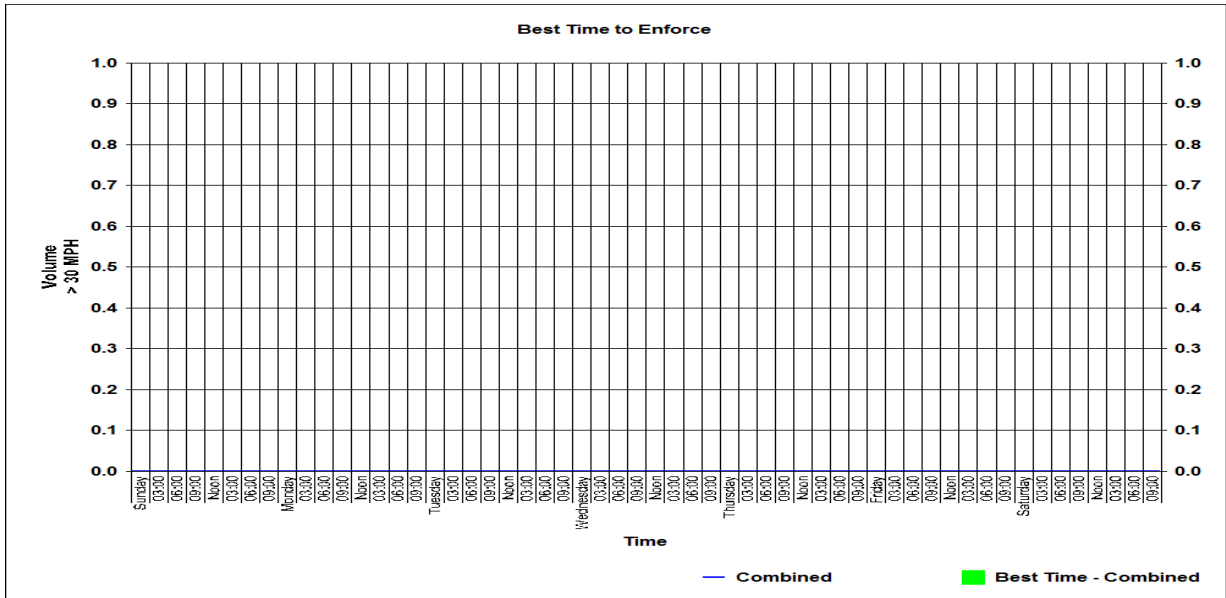
Lane2

1-5	6-10	11-15	16-20	21-25	26-30	31-35	36-40	41-45	46-50	51-55	56-60	61-65	>65
0	12	219	102	17	0	0	0	0	0	0	0	0	0

85 percentile = 17

# Best Times for Enforcement

**Location:** Sun  
**Spruce St**  
**Closest Cross Street:** Mon  
Wayne St & Bay St  
**Analysis Dates:** Tue  
Tuesday, September 05, 2017  
Wednesday, September 06, 2017  
Wed  
Thu  
Fri  
Sat



Spruce St  
Between Wayne St & Bay St  
Speed

